

英語文素養導向教案設計示例撰寫參考架構

主題/單元名稱		Hide and Seek – Where is King Kong? (Based on Lesson 7—Where Are My Shoes?)			
實施年級		7 th Grade	節數	共 4 節， 180 分鐘	
設計理念		詢問與說明人或物品的所在位置，表達與分享。			
核心素養		A1—身心素質與自我精進。 B1—符號運用與溝通表達。 B2—科技資訊與媒體素養。			
學習重點	學習表現	1-IV-3 能聽懂基本或重要句型的句子。 1-IV-4 能聽懂日常生活對話的主要內容。 2-IV-2 能依情境使用日常生活用語。 2-IV-6 能依人、事、時、地、物作簡易的描述或回答。 2-IV-10 能以簡易的英語描述圖片。 3-IV-6 能看懂基本的句型。 4-IV-2 能依圖畫、圖示書寫英文句子。 6-IV-1 樂於參與課堂中各類練習活動，不畏犯錯。	議題	學習主題	家政與環境教育
	學習內容	Ad-IV-9 國中階段所學的文法句型。 B-IV-2 國中階段所學字詞及句型的生活溝通。 B-IV-5 人、事、時、地、物的描述及問答。 B-IV-6 圖片描述。 B-IV-7 角色扮演。		實質內涵	
學習目標		1. 學生能夠理解不同的介係詞和其所屬相對位置。 2. 學生能夠靈活應用國中所學單字與句型介紹介係詞的使用時機。 3. 學生能看懂時間並靈活應用國中所學單字和句型表達時間的各種方式。			
教學策略		運用網路多媒體、影片與課本句型進行教學活動並請學生以分組合作的方式進行討論、獨力或合作完成學習單並上台報告。			

教師專業社群共同備課運作過程	<p>(採條列式扼要呈現；相關紀錄或相片可置於附件)</p> <ol style="list-style-type: none"> 10/22 決定教案設計主題，以七年級學生為主。 10/26 將康軒第一冊第七課之內容分為四部分，並於各部分詳細構畫上課活動內容。 11/2 參考校內外資深英語教師之建議予以修正。 11/7 上網收集相關內容(活動、遊戲和影片)、學習單與建議教學流程。 11/30 排定演示日期，將計畫中的教案於真實課堂中呈現。
教材來源	康軒第一冊第七課 Where Are My Shoes?。
教學設備/資源	<p>筆電、投影機、課本、學習單、手機或平板電腦。</p> <p>影片網址： https://www.youtube.com/watch?v=idJYhjGyWTU https://www.youtube.com/watch?v=xyMrLQ4ZI-4 https://www.youtube.com/watch?v=4PZS5g4pSjY https://www.youtube.com/watch?v=RBvm07NgUp0</p> <p>小遊戲網址： http://www.eslgamesplus.com/prepositions-of-place-esl-fun-game-online-grammar-practice/ http://www.eslgamesplus.com/time-daily-routines-expressions-esl-grammar-sentence-activity/ http://www.eslgamesplus.com/telling-time-daily-routines-esl-interactive-vocabulary-board-game/</p> <p>回饋單網址： https://goo.gl/forms/F2jzE71HAvrkap5A3</p>

教學活動示例(活動進行步驟)

單元名稱/節數	教學內容及融入方式	時間	教學活動對應之學習表現及學習內容代號
翻轉對話 (Flipped Dialogue) / 1 節	<ol style="list-style-type: none"> Pre-task: Key words: honey / garden / water / flower / room / wake up / See you. / o' clock / drawer / pocket / breakfast / Hurry up. / in / on / under Sentence: Where is ...? / It is + prep. + the place Main task: 以課本 85 頁之連環四格漫畫引起動機並帶入介系詞的使用時機。透過課堂講解教授本課對話，並請學生們角色扮演，交替演練課文對話以熟悉單字與句型。 Post-task: 進行翻轉對話(Flipped Dialogue)的活動。老師於學習單中將課文對話中的人物名字與相關物品和位置的單字留白，搭配 AB 兩組差異化學習單的不同，進行分組活動，運用合作學習法，讓學生發揮創意，利用先前學過的單字，寫出一段有趣的對話。 	45 分	1-IV-3 能聽懂基本或重要句型的句子。 1-IV-4 能聽懂日常生活對話的主要內容。 2-IV-10 能以簡易的英語描述圖片。 3-IV-6 能看懂基本的句型。 4-IV-2 能依圖畫、圖示書寫英文句子。 6-IV-1 樂於參與課堂中各類練習活動，不畏犯錯。 Ad-IV-9 國中階段所學的文法句型。 B-IV-2 國中階段所學字詞及句型的生活溝通。 B-IV-5 人、事、時、地、物的描述及問答。 B-IV-6 圖片描述。 B-IV-7 角色扮演。

我繪房間 (Draw Your Bedroom)/
1 節

1. Pre-task:
Key words: in / on / in front of / in back of / between / beside / under / bedroom / kitchen / bathroom / living room / dining room
Sentence: Where is ...? / It is + prep. + the place
2. Main task:
Warm up 上次所學之課文對話與單字，並播放 song of prepositions 導出本次上課主題。搭配課本上所列之介系詞與家中的相關起居室單字，請學生們將其倆倆搭配造出句子。
3. Post-task: 進行我繪房間(Draw Your Bedroom)的活動。請學生將自己的房間畫在學習單上，並列出房間物品的相對位置，搭配 AB 兩組差異化學習單的不同，將學生分組，並運用合作學習法，將學習單以手機或平板電腦拍照上傳，透過雲端空間與投影機，令組中一名成員將成果於全班面前展示並口頭介紹。此外，透過網站上的小遊戲 Sentence Monkey-Prepositions 將正確的介係詞回答出來。

45 分

- 1-IV-3 能聽懂基本或重要句型的句子。
- 1-IV-4 能聽懂日常生活對話的主要內容。
- 2-IV-2 能依情境使用日常生活用語。
- 2-IV-6 能依人、事、時、地、物作簡易的描述或回答。
- 2-IV-10 能以簡易的英語描述圖片。
- 3-IV-6 能看懂基本的句型。
- 4-IV-2 能依圖畫、圖示書寫英文句子。
- 6-IV-1 樂於參與課堂中各類練習活動，不畏犯錯。
- Ad-IV-9 國中階段所學的文法句型。
- B-IV-2 國中階段所學字詞及句型的生活溝通。
- B-IV-5 人、事、時、地、物的描述及問答。
- B-IV-6 圖片描述。
- B-IV-7 角色扮演。

時間控制者
(Tell the Time)
/ 1 節

1. Pre-task:
Key words: numbers (from one to sixty) / past / to / a quarter / a.m. / p.m.
Sentence: What time is it? / It is + 時間 / 數字 + o' clock
2. Main task:
Warm up 上次所學之課文對話與單字，並播放歌曲” What’ s the time?” 開始本次上課主題。搭配課本上所列之時間用法與相關單字，請學生們將其倆倆搭配造出句子。
3. Post-task: 進行時間控制者(Tell the Time)的活動。將學生分組，請學生寫出正確的時間並在時鐘面上畫出時間，搭配 AB 兩組差異化學習單的不同，運用合作學習法，完成任務。此外，透過網站上的小遊戲 Sentence Monkey-Time Telling 將正確的時間回答出來以及分組競賽完成電腦版桌遊 Time & Routines。

45 分

1-IV-3 能聽懂基本或重要句型的句子。
1-IV-4 能聽懂日常生活對話的主要內容。
2-IV-2 能依情境使用日常生活用語。
2-IV-6 能依人、事、時、地、物作簡易的描述或回答。
2-IV-10 能以簡易的英語描述圖片。
3-IV-6 能看懂基本的句型。
4-IV-2 能依圖畫、圖示書寫英文句子。
6-IV-1 樂於參與課堂中各類練習活動，不畏犯錯。
Ad-IV-9 國中階段所學的文法句型。
B-IV-2 國中階段所學字詞及句型的生活溝通。
B-IV-5 人、事、時、地、物的描述及問答。
B-IV-6 圖片描述。
B-IV-7 角色扮演。

我是小記者
(Report an
Interesting
News) / 1 節

1. Pre-task:
Key words: in / on / with / reporter / cage / building / shout / fall / find out / look for
Sentence: Where is ...? / It is + prep. + the place
2. Main task:
Warm up 上次所學之課文對話、單字與文法，並播放 song of prepositions。講解課文 Reading 並解釋單字使用方法。
3. Post-task: 進行我是小記者(Report an Interesting News)的活動。請學生扮演一名記者，令學生發揮創意，依課文內容改編撰寫一則有趣的新聞，並於完成任務後拍照上傳雲端，上台播報新聞。

45 分

1-IV-3 能聽懂基本或重要句型的句子。
1-IV-4 能聽懂日常生活對話的主要內容。
2-IV-2 能依情境使用日常生活用語。
2-IV-6 能依人、事、時、地、物作簡易的描述或回答。
2-IV-10 能以簡易的英語描述圖片。
3-IV-6 能看懂基本的句型。
4-IV-2 能依圖畫、圖示書寫英文句子。
6-IV-1 樂於參與課堂中各類練習活動，不畏犯錯。
Ad-IV-9 國中階段所學的文法句型。
B-IV-2 國中階段所學字詞及句型的生活溝通。
B-IV-5 人、事、時、地、物的描述及問答。
B-IV-6 圖片描述。
B-IV-7 角色扮演。

評量內容與策略	將學生異質化分組，並根據學生程度設計差異化學習單 A&B 兩種，令學生於活動後獨力或合作完成學習單上之任務，藉以檢測學生是否了解課堂活動。
實施成效	相關學生學習單、問卷與課堂活動照片皆列於附件如後。
實施省思	<p>此次有幸參與英語文素養導向教案設計，讓我有機會能與校內其他英語科老師進行教師專業社群共同備課並將產出成果應用於課堂教學中。起初學生們在得知上課方式將有別於以往時都感到異常興奮與期待。而在四次的上課過程中，學生們都非常專注於課間活動，特別是完成學習單的任務，以及多媒體的教學，皆令其感到新奇。甚至於下課之後，都還對活動念念不忘。在學生所提供的回饋問卷中，大多數的同學們都表示這一課的上課方式非常有趣，且內容豐富多元，令他們學到很多單字、句型與相關知識，並且都熱烈希望以後能以此方式上英文課。為了設計出這一課的相關活動，教師在課前須充分收集網路資源並與學生的程度和教科書的內容連結，利用空堂時間，討論並修改符合學生程度的活動與設計相關學習單。由於上課方式採異質化分組，目的仍是希望能藉由組內較優異的孩子，協助那些平常上課不甚踴躍或是不太敢發言的孩子們完成任務。在合作學習中，老師也觀察到同學們皆能互相幫助。唯在回饋問卷中，仍不免發現有極少數的同學仍對英語課不感興趣，甚至要求能有中文翻譯輔助，我將繼續努力，期能使這些學習動機低落的孩子能燃起對語文學習的興趣。</p>

Name: _____

Class: _____

Flipped Dialogue

(At _____'s _____)

Mr. _____: Good-bye, honey.

Mrs. _____: Bye.

_____: See you, Mom.

Mrs. _____: Wait! Where's _____?

_____: _____'s in the _____.
_____'s _____.

_____: And where's _____?

_____: _____'s _____ in _____
room.

_____: What time is it?

_____: It's _____.

Mrs. _____: What? **Wake up,**
_____!

_____: Oh, no. I'm late.

Mrs. _____: Hurry up. It's _____.

_____: OK. Where's my _____?

Mrs. _____: It's on the _____.

_____: OK. And where's my _____?

Mrs. _____: Is it in your _____?

_____: No, it's not.

Mrs. _____: Is it in your _____?

_____: No, it's not. Oh, it's under my
_____.

Mrs. _____: _____, your _____.

_____: Thanks, Mom. Bye.

_____: Where are my _____?

Name: _____

Class: _____

Prepositions of Place (A)

in	on	in front of	in back of
between	beside		under



The _____ is _____ the _____.

The _____ is _____ the _____.

The _____ is _____ the _____.

The _____ is _____ the _____.

The _____ is _____ the _____.

The _____ is _____ the _____.

The _____ is _____ the _____.

Draw Your Bedroom



The _____ is _____ the _____.

The _____ is _____ the _____.

The _____ is _____ the _____.

The _____ is _____ the _____.

The _____ is _____ the _____.

The _____ is _____ the _____.

The _____ is _____ the _____.

Name: _____

Class: _____

Prepositions of Place (B)

in	on	in front of	in back of
between	beside		under



The trash is _____ the trash can.

The doll is _____ the bed.

The ball is _____ the bicycle.


The schoolbag is _____ the desk.

The books are _____ the camera.

The pen is _____ the paintbrush.

The chair is _____ two beds.

Draw Your Bedroom



Sentence Practice

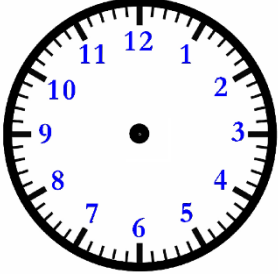
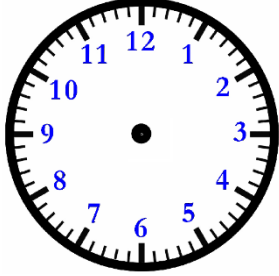
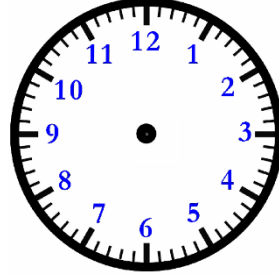
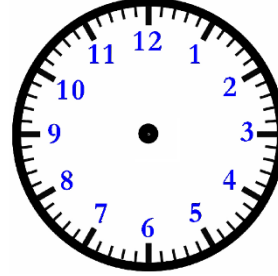
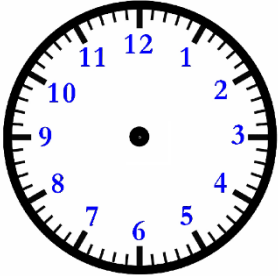
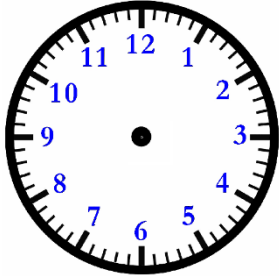
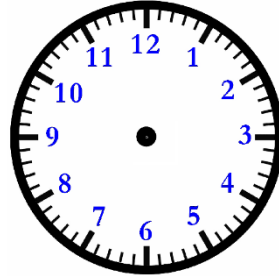
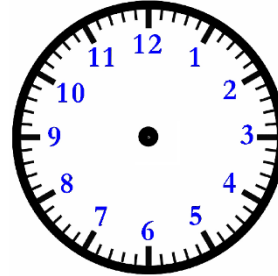
1. Where (is / are) the _____? (It / They) (is / are) _____
the _____.
2. Where (is / are) the _____? (It / They) (is / are) _____
the _____.
3. Where (is / are) the _____? (It / They) (is / are) _____
the _____.

Name: _____

Class: _____

Tell the Time (A)

A. Drawing

			
It's seven to eleven.	It's eighteen past six.	It's a quarter past ten.	It's twenty to four.
			
It's twenty-two past nine.	It's a quarter to two.	It's sixteen past four.	It's six to eight.

B. Matching

It's ten oh eight.		① It's eight forty.
It's nine fifty-three.		② It's two forty-five.
It's twenty to nine.		③ It's eight past ten.
It's five past seven.		④ It's seven to ten
It's a quarter to three.		⑤ It's seven oh five

C. Reading

Dear Cinderella:

This is your work list. I will come back late this evening. Please arrange your time and finish your work before 7 P.M. Otherwise you will not allowed to join the party in the Prince's castle. Keep working 😊

- @ Clean the windows.
- @ Sweep and mop the floors.
- @ Take out the trash
- @ Cook breakfast
- @ Prepare lunch
- @ Wash Cody. He is too dirty...
- @ Make dinner
- @ Paint Cody's house. It's too old...

Your Mom
6:30 A.M.

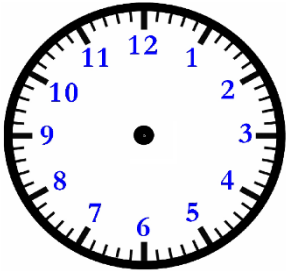
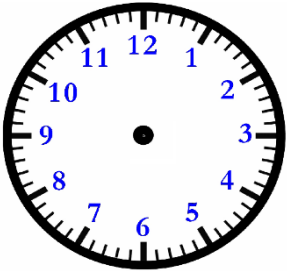
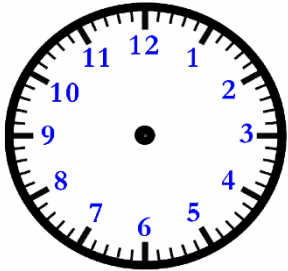
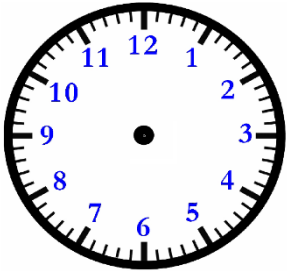
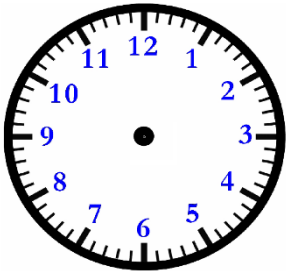
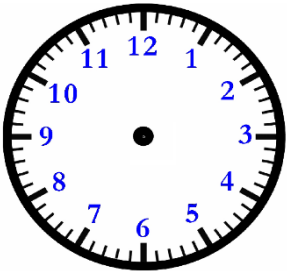
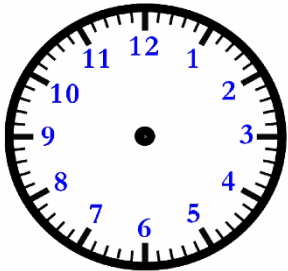
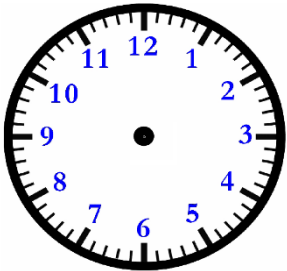
Now you are poor Cinderella, how do you arrange your time to finish your housework. Please write down a short passage about your schedule today.
(For example: It is ten to seven, I cook breakfast.)

Name: _____

Class: _____

Tell the Time (B)

A. Drawing

			
It's three o'clock.	It's ten thirty.	It's six twenty.	It's one fifty-one.
			
It's seven eleven.	It's a quarter to two.	It's sixteen past four.	It's six to eight.

B. Matching

It's ten o'clock.		① 7:05
It's nine fifty-three.		② 8:40
It's twenty to nine.		③ 10:00
It's five past seven.		④ 2:45
It's a quarter to three.		⑤ 9:53

C. Reading



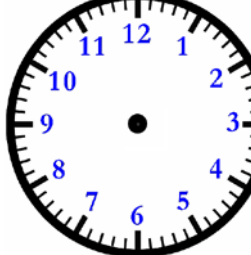
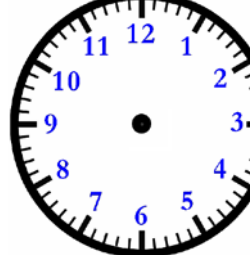
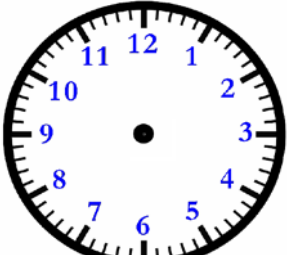

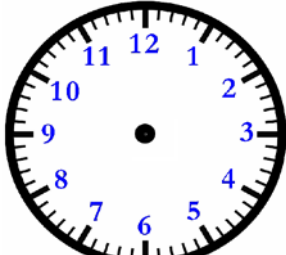
Dear Cinderella:

This is your work list. I will come back late this evening. Please arrange your time and finish your work before 7 P.M. Otherwise you will not allowed to join the party in the Prince's castle.

- @ Clean the windows.
- @ Sweep and mop the floors.
- @ Take out the trash
- @ Cook breakfast
- @ Prepare lunch
- @ Wash Cody. He is too dirty...
- @ Make dinner
- @ Paint Cody's house. It's too old...

Your Mom
6:30 A.M.

Now you are poor Cinderella, please write down your schedule.

Name: _____
Class: _____

Report An Interesting News (A)

Name: _____
Class: _____

Report An Interesting News (B)

Good _____. This is your reporter, _____. And I'm in

_____. _____ is not _____ the _____.

Where is _____? People are _____. Look! _____

is _____ the _____ now. And a _____ is _____

_____. Listen! _____ is _____! Oh, no! _____ and the

_____ are _____. Are they OK? Let's find out.

康軒第七課 Where Are My Shoes 課後回饋問卷

謝謝各位同學認真參與第七課 Where Are My Shoes 的各項活動，希望你們學得開心且收穫滿滿。下面的問卷是關於上課時所進行的活動與內容，請花一些時間仔細填寫。

* Required



第七課有別於以往的上課方式令你覺得...*

- 非常有趣
- 有趣
- 普通
- 無趣
- 非常無趣

上完第七課之後，你對於本課的了解程度有多少?(關於介係詞和時間的使用)

- 完全了解(100%)
- 了解(75%)
- 了解一半(50%)
- 不了解(25%)
- 完全不了解(0%)

在第七課中，最令你喜歡的活動是.....*

翻轉對話 (Flipped Dialogue)

我"繪"房間(Draw Your Bedroom)

時間控制者 (Tell the Time)

我是小記者 (Report An Interesting News)

上課時所觀賞的介係詞之歌的影片，讓你對介係詞的使用...*

很有幫助

有幫助

普通

沒幫助

很沒幫助

上課時所使用的問答小遊戲，讓你對介係詞的使用...*

很有幫助

有幫助

普通

沒幫助

很沒幫助

你會希望以後的上課方式和第七課一樣嗎?*

非常希望

希望

還好

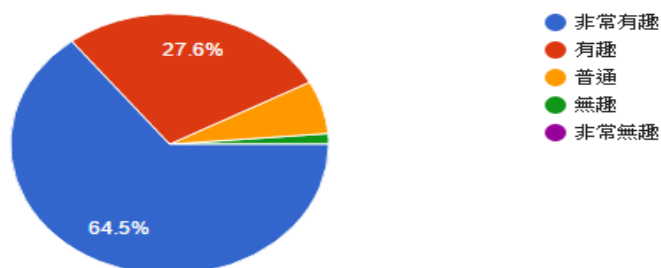
不希望

很不希望

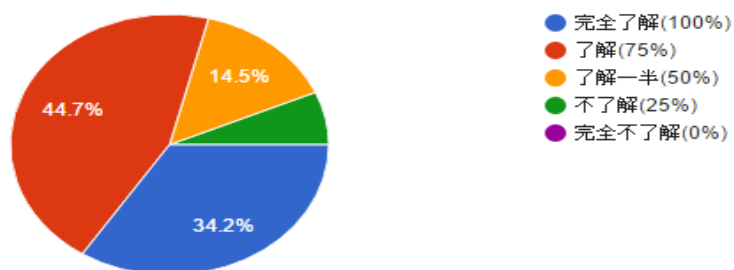
你覺得在第七課的所有課程中，最需要改進的地方是...(上課內容或是老師的教學方式等等)*

問卷分析圖表

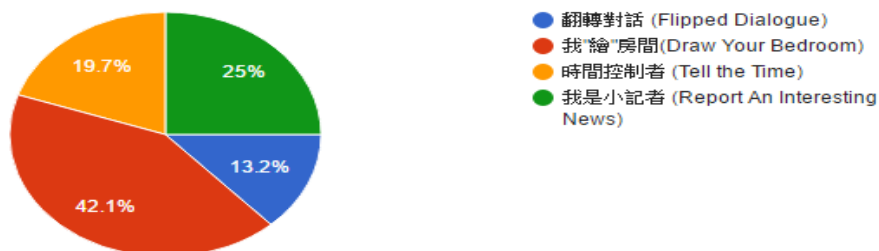
第七課有別於以往的上課方式令你覺得... (76 則回應)



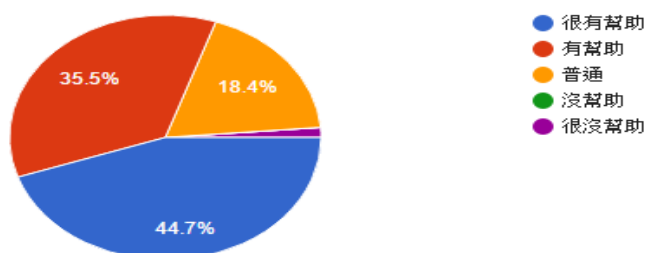
上完第七課之後，你對於本課的了解程度有多少?(關於介係詞和時間的使用)
(76 則回應)



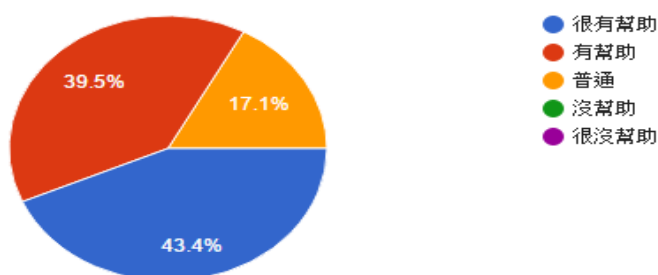
在第七課中，最令你喜歡的活動是..... (76 則回應)



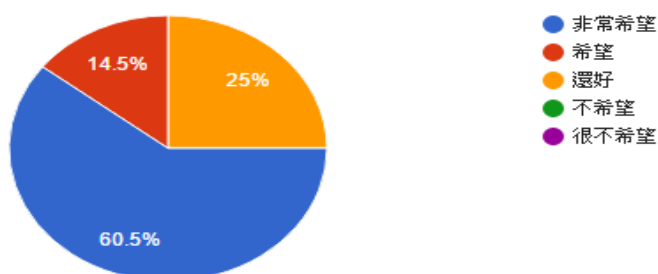
上課時所觀賞的介係詞之歌的影片，讓你對介係詞的使用... (76 則回應)



上課時所使用的問答小遊戲，讓你對介係詞的使用... (76 則回應)



你會希望以後的上課方式和第七課一樣嗎? (76 則回應)



你覺得在第七課的所有課程中，最需要改進的地方是...(上課內容或是老師的教學方式等等)

希望老師也能和我們一起熱情地融入互動

感想：很有趣，和老師和同學的互動變多了

要改正的地方就是.....太完美了

I think you should give the students the worksheets depends on their improvement, not based on their exam scores.

我覺得第七課的上課方式，較其餘課程來得有趣

希望老師能多跟學生互動

不要聽那麼幼稚的歌☹☹

多多說中文

可以講話再大聲點坐後面聽不太到

very good

希望學習單少一點，畫圖的部分少一點

學習單出簡單一點(什麼是介係詞之歌)

☺

不用改

再有多一點的笑容

希望老師能多多找英文歌，我認為這是最有趣、最有幫助的部份，希望老師也能一起和我們一起互動。

我的建議是，不要因名次而分學習單。可以讓同學自己選擇要哪一種。因為或許十五名以後的同學也想嘗試看看比較難的啊！

其實並沒有需要改進什麼，該改進的是我們聽不懂的學生，老是超棒的！

希望音樂可以多一些

NO=+=

我覺得不用改進老師只要用自己的上課方式讓我們了解課文中的內容就好了

給我們聽更多歌~^m^😊😊

多播一些影片

嗯...算是很好了

完美無缺，沒有要改進的><

不要個人上台報告

沒有要改進的地方，都很好

學習單要畫畫..

老師教的很好 哈棒棒👍👍

還好啊！

希望老師能和學生一起互動

很好

不要再放幼稚的音樂。

能多一點影片

不想上台報告...

沒有任何地方需要改進

希望老師上課可以像開學一樣全程英文上課，多一點小遊戲

無 很好👍👍👍👍

沒有哦~

我覺得還好 沒有太大的意見

我希望老師有時候可以不要那麼嚴肅，這樣會讓我不敢跟老師談話

沒有問題

老師可以講中文^。^

沒有！！

讓邪惡起司不要那麼邪惡

時間 past 和 to 的部分

已經做到極致了，不須改進。

希望大家能守秩序

我覺得可以多出一些有關這一課文法的學習單，讓我們了解這一課的文法，像時光控制者的最後一大題

可以有中文翻譯

很棒的教學方式

我覺得都還可以

學習單少一些有繪圖的部分 減少看英文唱歌影片的次數



圖片說明：Tell the Time—學生於活動後運用合作學習法完成學習單上之任務。



圖片說明：Report An Interesting News—學生上台報告自己學習單的內容。



圖片說明：Tell the Time—異質化分組學習，令程度較好的學生協助程度較不好之學生完成學習單任務。



圖片說明：Tell the Time—程度較好之學生獨力完成學習單上之任務。



照片說明：學生於分組學習完成學習單任務後，指派一名成員上台報告成果。



照片說明：學生於分組學習完成學習單任務後，指派一名成員上台報告成果。





照片說明：進行分組上課學習，觀看影片內容並舉手搶答。





照片說明：在分組學習完成學習單任務中，教師將學生作品拍照上傳雲端。


Prepositions of Place



in



on



in front of


in back of


between



beside


under



The trashes are in the trash can.
 The computer is on the table.
 The bear is in front of the window.
 The bike is in back of the ball.
 The pencial is between the eraser and ruler.
 The ruler is beside the pencial.
 The books are under the camera.

Draw Your Bedroom



The flowers are in the vase.
 The bear is on the bed.
 The chair is in front of the table.
 The pen is in back of the ruler.
 The bear is between the papers.
 The picture is beside the clock.
 The computer is under the schoolbag.

圖片說明：活動 Prepositions of Place 學習單 (A)

Name: 黎宇佳
Class: 7/5

Prepositions of Place

 in	 on	 in front of	 in back of
 between		 beside	
 under			

The trash is in the trash can.
 The doll is on the bed.
 The ball is in back of the bicycle.
 The schoolbag is in front of the desk.
 The books are under the camera.
 The pen is beside the paintbrush.
 The chair is between two beds.

Draw Your Bedroom

Sentence Practice

- Where (is/are) the chair? (It/They) (is/are) beside the table.
- Where (is/are) the TV? (It/They) (is/are) on the table.
- Where (is/are) the pencil? (It/They) (is/are) between the computer and book.

圖片說明：活動 Prepositions of Place 學習單 (B)

Name: 陳碩袖

Class: 7-1

Report An Interesting News

My Melody

Good morning. This is your reporter, Yan-You Chen. And I'm in Japan. My Melody will not just in the TV. Where is she? Look! My Melody is walking on the crowded street now. And a lot of children ^{people are following her} are follow her. Listen! She is singing! Wow! My Melody is giving some gifts for those children. Let's go and see them now.



圖片說明：活動 Report An Interesting News 學習單 (A)

Name: 石明台

Class: 715

Report An Interesting News

SpongeBob

Good night. This is your reporter, Roy. And I'm in USA. SpongeBob is not in the pineapple.

Where is he? People are looking for him. Look! SpongeBob is standing in the Ocean's world now. And a man is with him. Listen! He is crying! Oh, no! SpongeBob and the man are kill them. Are they OK? Let's find out.











圖片說明：活動 Report An Interesting News 學習單 (B)

Tell the Time

Name: 3041
Class: 215

A. Drawing

			
It's seven to eleven.	It's eighteen past six.	It's a quarter past ten.	It's twenty to four.
			
It's twenty-two past nine.	It's a quarter to two.	It's sixteen past four.	It's six to eight.

B. Matching

It's ten oh eight.	<u>8:10</u>	<u>3</u>	① It's eight forty.
It's nine fifty-three.	<u>9:53</u>	<u>4</u>	② It's two forty-five.
It's twenty to nine.	<u>8:40</u>	<u>1</u>	③ It's eight past ten.
It's five past seven.	<u>7:05</u>	<u>5</u>	④ It's seven to ten
It's a quarter to three.	<u>2:45</u>	<u>2</u>	⑤ It's seven oh five

C. Reading

Dear Cinderella:
This is your work list. I will come back late this evening. Please arrange your time and finish your work before 7 P.M. Otherwise you will not allowed to join the party in the Prince's castle. Keep working ☺

- Clean the windows.
- Sweep and mop the floors.
- Take out the trash
- Cook breakfast
- Prepare lunch
- Wash Cody. He is too dirty...
- Make dinner
- Paint Cody's house. It's too old...

Your Mom
6:30 A.M.

Now you are poor Cinderella, how do you arrange your time to finish your housework. Please write down a short passage about your schedule today.
(For example: It is ten to seven, I cook breakfast.)

It is half past six, I clean the windows. It is seven o'clock, I sweep and mop the floors. It is half past seven, I take out the trash. It is eight o'clock, I cook breakfast. It is half past eight, I prepare lunch. It is ten o'clock, I wash Cody. He is too dirty. It's half past ten, I make dinner. It's half past twelve, I paint Cody's house. It's too old.

圖片說明：活動 Tell the Time 學習單 (A)

Tell the Time

Name: 林玉茹
Class: 7/5

A. Drawing

It's three o'clock.	It's ten thirty.	It's six twenty.	It's one fifty-one.
It's seven eleven.	It's a quarter to two.	It's sixteen past four.	It's six to eight.

B. Matching

It's ten o'clock.	3.	Ⓐ 7:05
It's nine fifty-three.	5	Ⓑ 8:40
It's twenty to nine.	2	Ⓒ 10:00
It's five past seven.	1	Ⓓ 2:45
It's a quarter to three.	4	Ⓔ 9:53

C. Reading

Dear Cinderella:
This is your work list. I will come back late this evening. Please arrange your time and finish your work before 7 P.M. Otherwise you will not allowed to join the party in the Prince's castle.

- Ⓐ Clean the windows.
- Ⓑ Sweep and mop the floors.
- Ⓒ Take out the trash
- Ⓓ Cook breakfast
- Ⓔ Prepare lunch
- Ⓕ Wash Cody. He is too dirty.
- Ⓖ Make dinner

Your Mom
6:30 A.M.

Now you are poor Cinderella, please write down your schedule.

Cook dinner	Clean the window	Sweep and mop the floors	Prepare lunch.
Wash Cody. He is too dirty.	Make dinner	Take out the trash.	

圖片說明：活動 Tell the Time 學習單 (B)

Flipped Dialogue

Name: 洪子晴

Class: 701

(At Bruce's home)

Mr. Su: Good-bye, honey.

Mrs. Su: Bye.

Eason: See you, Mom.

Mrs. Su: Wait! Where's candy?

Eason: She's in the bathroom.
She's washing her face.

Mrs. Su: And where's Bruce?

Eason: He's sleeping in his room.

Mrs. Su: What time is it?

Eason: It's 10:20.

Mrs. Su: What? Wake up, Bruce!

Bruce: Oh, no. I'm late.

Mrs. Su: Hurry up. It's time to go
to English school.

Bruce: OK. Where's my glasses?

Mrs. Su: It's on the toilet.

Bruce: OK. And where's my phone?

Mrs. Su: Is it in your friend's
home?

Bruce: No, it's not.

Mrs. Su: Is it in your English bag?

Bruce: No, it's not. Oh, it's under my butt.

Mrs. Su: Bruce, your soccer ball!

Bruce: Thanks, Mom. Bye.

Bruce: where are my umbrella?



圖片說明：活動 Flipped Dialogue 學習單

附件一教師專業社群共同備課過程紀實



照片說明：教師專業社群共備流程



照片說明：教師專業社群共備流程