

桃園市109學年度國民中小學教師素養導向優良教學示例獎勵計畫


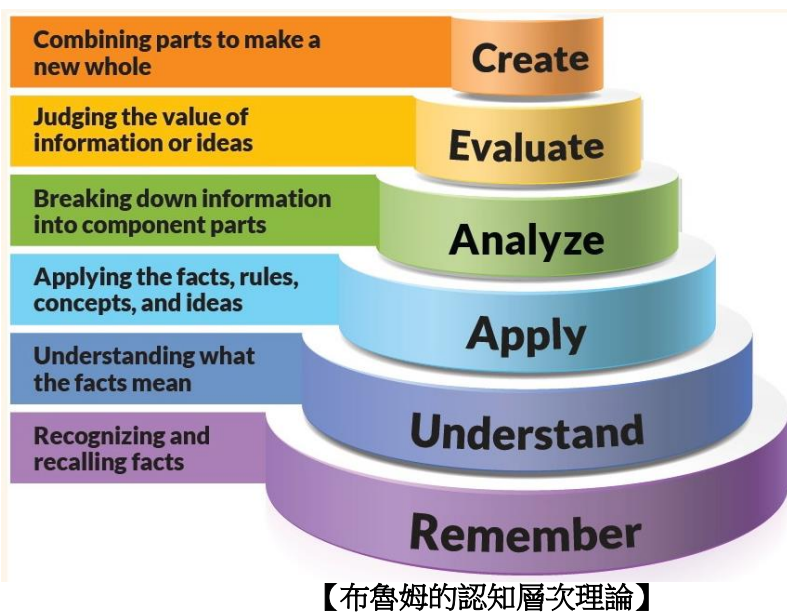
課程活動設計

壹、課程設計理念

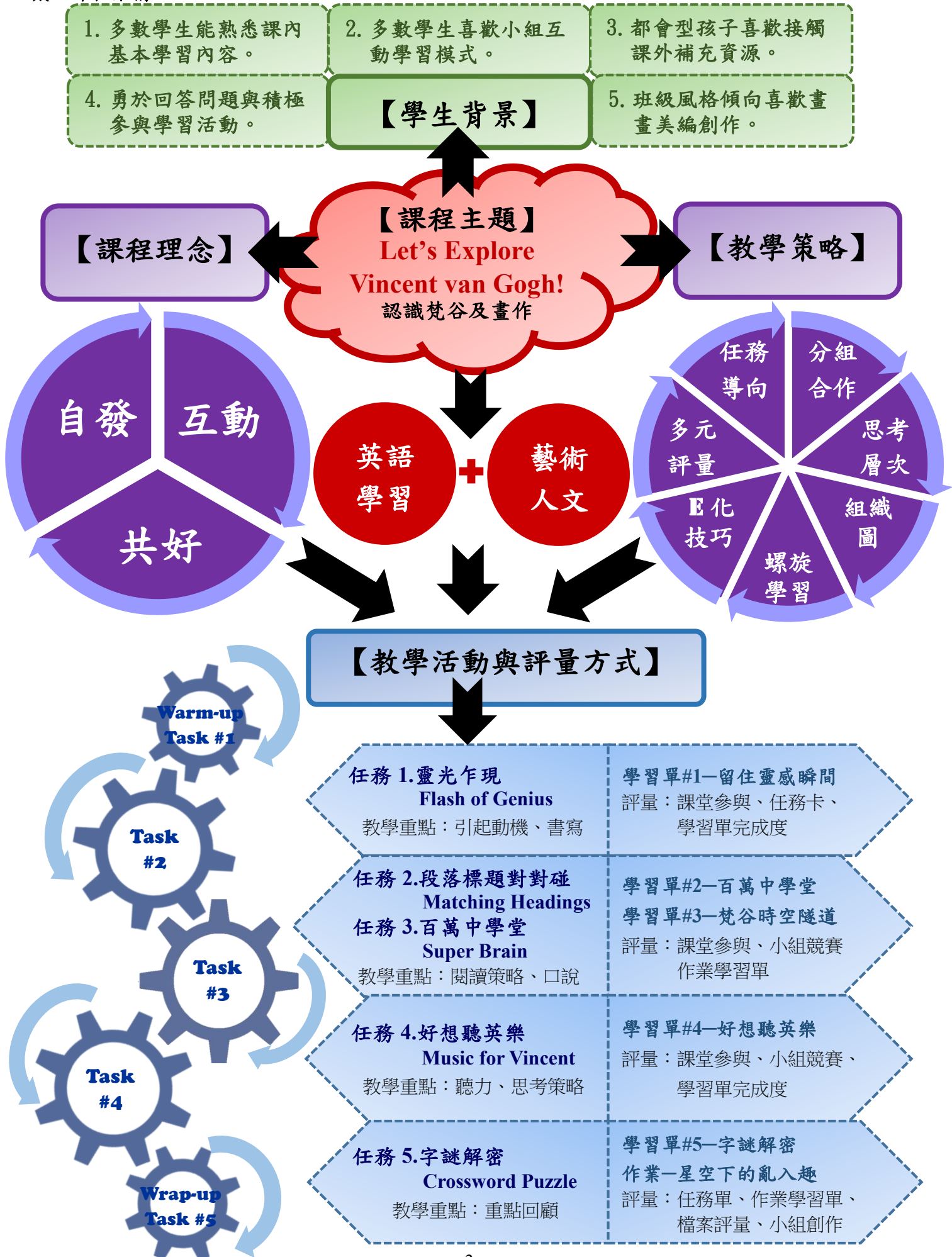
搭配國中英語佳音翰林版七年級下學期第三課課文主題：梵谷畫作《夜晚的露天咖啡座 Café Terrace at Night》，規劃一堂課外延伸課程，讓英語學習得以加深加廣。課程以英語為主要學習領域，結合藝術跨領域的知識內容，融入藝術教育與美學素養，引導學生進一步認識畫家梵谷的故事背景以及指標性的經典畫作。

課程設計理念為十二年國教課綱「自發、互動、共好」精神，教學總目標為「培養核心素養內涵」，課程中以兩種教學策略為主軸：任務導向教學法(Task-based Learning)與「分組合作學習法(Cooperative Learning)，輔以E化教學技巧Hiteach智慧教室、Flippity與Youtube網路資源平台進行教學。從教師觀點來看，透過多元化以學生為中心的任務導向教學活動，營造豐富語文學習情境，引導學生使用不同學習策略進行有層次的思考(Bloom's taxonomy)、運用組織圖(Graphic Organizer)簡化故事內容呈現文章脈絡、透過多元學習單讓英語學習兼顧聽說讀寫四面項並增加發揮創意的機會，讓學生對學習產生趣味或情感連結；而從學生立場來看，同樣的學習概念會出現在後續的學習任務中，不斷複習已習得的知識與學習新知識，產生螺旋式學習(Spiral Learning)，讓學習更紮實，同時活動中小組間的合作互動能讓學生學習溝通協調、聆聽分享、包容尊重、團隊合作等良好生活素養。學習任務不但能促使學生學習新知，而且為了完成任務學生更需懂得運用先備知識以及新習得的知識，潛移默化中成為主動的學習參與者，任務完成後預期能獲得學習成就感，進而提升學習動機與學習興趣。

整課堂採取「多元評量」方式檢驗學生的學習成效，透過學習單書寫、課堂參與、小組競賽與發表、個人檔案評量、作業表現記錄學生學習活動歷程及學習成果。



貳、課程架構



參、課程內容

單元主題		Let's Explore Vincent van Gogh!	設計者	顧吟吟
實施年級		七年級	節數	共 <u>1</u> 節， <u>45</u> 分鐘
總綱核心素養		A1 身心素質與自我精進 A2 系統思考與解決問題 B1 符號運用與溝通表達 C2 人際關係與團隊合作		
領域學習重點	核心素養	<p>英-J-A1 具備積極主動的學習態度，將學習延伸至課堂外，豐富個人知識。運用各種學習與溝通策略，精進英語文學習與溝通成效</p> <p>英-J-A2 具備系統性理解與推演的能力，能釐清文本訊息間的關係進行推論，並能經由訊息的比較，對國內外文化的異同有初步的了解。</p> <p>英-J-B1 具備聽、說、讀、寫英語文的基礎素養，在日常生活常見情境中，能運用所學字詞、句型及肢體語言進行適切合宜的溝通與互動。</p> <p>英-J-C2 積極參與課內及課外英語文團體學習活動，培養團隊合作精神。</p>		
	學習表現	<p>1-IV-2 能聽懂常用的教室用語及日常生活用語。</p> <p>1-IV-5 能聽懂簡易歌謠和韻文的主要內容。</p> <p>1-IV-7 能辨識簡短說明或敘述的情境及主旨。</p> <p>◎2-IV-1 能說出課堂中所學的字詞。</p> <p>2-IV-2 能依情境使用日常生活用語。</p> <p>2-IV-6 能依人、事、時、地、物作簡易的描述或回答。</p> <p>2-IV-10 能以簡易的英語描述圖片。</p> <p>*2-IV-12 能以簡易的英語參與引導式討論。</p> <p>◎3-IV-2 能辨識課堂中所學的字詞。</p> <p>3-IV-9 能了解故事的主要內容與情節。</p> <p>3-IV-10 能辨識簡易故事的要素，如背景、人物、事件和結局。</p> <p>3-IV-11 能藉圖畫、標題、書名等作合理的猜測。</p> <p>*3-IV-12 能熟悉重要的閱讀技巧，如擷取大意、猜測字義、推敲文意、預測後續文意及情節發展等。</p> <p>*3-IV-14 能快速閱讀了解文章重點，並有效應用於廣泛閱讀中。</p> <p>4-IV-1 能拼寫國中階段基本常用字詞。</p> <p>4-IV-2 能依圖畫、圖示書寫英文句子。</p> <p>4-IV-5 能依提示寫出正確達意的簡單句子。</p> <p>5-IV-1 能聽懂、讀懂國中階段基本字詞，並使用於簡易日常溝通。</p> <p>5-IV-2 能掌握國中階段所學字詞及句型，適當地使用於日常生活之溝通</p> <p>◎6-IV-1 樂於參與課堂中各類練習活動，不畏犯錯。</p> <p>6-IV-3 樂於參與有助提升英語能力的活動(如英語營、歌唱、朗讀、演講、段落寫作、讀者劇場等活動)。</p> <p>6-IV-4 樂於接觸課外的英語文多元素材，如歌曲、英語學習雜誌、漫畫、短片、廣播、網路等。</p> <p>7-IV-2 善用相關主題之背景知識，以利閱讀或聽力理解。</p> <p>7-IV-4 能對教師或同學討論的內容觸類旁通、舉一反三。</p> <p>9-IV-1 能綜合相關資訊作合理的猜測。</p>		

		<p>9-IV-2 能把二至三項訊息加以比較、歸類、排序。</p> <p>9-IV-3 能根據上下文語境釐清不同訊息間的因果關係。</p>
	學習內容	<p>Ac-IV-4 國中階段所學字詞(能聽、讀、說、寫最基本的1,200 字詞)。</p> <p>Ae-IV-1 簡易歌謠、韻文、短文、故事及短劇。</p> <p>Ae-IV-6 簡易故事的背景、人物、事件和結局。</p> <p>*Ae-IV-8 簡易故事及短文的大意。</p> <p>B-IV-2 國中階段所學字詞及句型的生活溝通。</p> <p>B-IV-5 人、事、時、地、物的描述及問答。</p> <p>◎B-IV-6 圖片描述。</p> <p>*◎B-IV-8 引導式討論。</p> <p>D-IV-1 依綜合資訊作合理猜測。</p> <p>D-IV-2 二至三項訊息的比較、歸類、排序的方法。</p> <p>D-IV-3 訊息因果關係的釐清。</p>
	學習目標	<ol style="list-style-type: none"> 1. 能口說並書寫英文短句描述藝術畫作。 2. 能辨識梵谷傳記各段落的主旨，綜合相關資訊進行段落與小標題的配對。 3. 能了解藝術家梵谷傳記的英語閱讀篇章，練習運用閱讀策略(skimming, scanning, making connections, guessing)進行不同層次的思考回答問題。 4. 能把藝術家梵谷傳記中多項訊息進行時間排序，並用時間軸組織圖簡化學習內容。 5. 能聽辨英語歌曲 Vincent 中的關鍵字句並了解歌詞意涵。 6. 能運用習得的梵谷新知解開字謎，達到溫故知新及學習整合的成效。 7. 能樂於參與各項小組任務並爭取榮譽，學習溝通協調、聆聽分享、包容尊重、團隊合作。 8. 能樂於參與課後作業小組創作活動並進行分享。 9. 能拓展學習範圍，將英語文課程與藝術與人文領域做連結，活化語言學習。
	教學策略	<p>【任務導向教學法】 Task-based Learning 以具體任務為學習動力，完成任務的過程即為學習過程，提供學生使用語言的自然情境，增加思考機會並運用語言解決問題，促使學生成為主動的學習者，而透過小組合作執行任務，能鼓勵團隊合作與互相學習的精神。</p> <p>【分組合作學習】 Cooperative Learning 以學生為中心，取代教師單向講述、學生被動聽課的傳統教學型態，透過教師協助及同儕互動合作進行學習活動，小組為了達成共同目標，必須合作討論溝通，而異質分組能形成同儕鷹架，減少低成就學生的學習無助感，進而提升學習成效。</p> <p>【認知層次理論】 Bloom's Taxonomy 透過學習任務與5W1H 提問法，引導學生進行不同層次的思考。</p> <p>【組織圖】 Graphic Organizer 引導學生運用圖表簡化故事內容，呈現文章脈絡。</p> <p>【螺旋式學習】 同樣的學習概念出現在後續的學習任務中，不斷複習已習得的知識與學習新知，學習更踏實。</p> <p>【E化教學技巧】 透過 Hiteach 智慧教室、Flippity、Youtube 網路資源平台建置豐富語言學習環境、提供多元教學與學習方式，進而提升學生英語學習興趣與學習成效。</p> <p>【多元素材】 用多元素材設計不同學習活動及學習單，讓語言學習盡量兼顧聽說讀寫四面向，在提升知識之餘，增加學生主動學習與發揮創意的機會。</p> <p>【多元評量】 透過學習單書寫、課堂參與、小組競賽與發表、個人檔案評量、作業表現記錄學生學習活動歷程及學習成果。</p>

- (2) 請小組討論抓出各段中心思想，將段落與標題進行配對。
 (3) 完成任務的小組需舉手請教師過去確認答案。
 (4) 任務完成最快又正確的組別獲得8分、第二名6分、第三名4分、第四名2分。

2. 小組任務—百萬中學堂 (Super Brain)

- (1) 教師發放梵谷傳記講義，講義上已用黃色醒目提示標註關鍵字，請各組進行四分鐘閱讀，確認關鍵字相關的訊息。
 [註]關鍵字共16個：the Netherlands, dark colors, *The Potato Eaters*, brother, bright, Paul Gauguin, *The Red Vineyard*, yellow house, left ear, *The Night Café*, *Self-portrait with Bandaged Ear*, mental hospital, *The Starry Night*, *Wheatfield with Crows*, died, museum, birthplace。
 (2) 教師運用 Flippity 網路資源平台設計不同思考層次的閱讀題目進行小組輪流答題競賽。(Q=問題；A=答案)

Points	Categories			
	PART 1~3	PART 4、6	PART 5	Painting
100Q	Where is Vincent's hometown?	Vincent sold only 1 painting in his life. What is it?	How long is Vincent's life?	What color of the house did Vincent live with Gauguin?
100A	The Netherlands.	<i>The Red Vineyard</i> .	37 years.	Yellow.
200Q	When did Vincent become a full-time painter?	Why did Vincent cut off his ear?	In Vincent's last painting, which does "crow" mean, hope or death?	What is the color difference between Vincent's early and late paintings? 【PART 2+4】
200A	At the age of 27.	He had a fight with Gauguin.	Death.	Early: dark. Late: bright.
300Q	Why is Theo important to Vincent?	In this reading, what word has the same meaning as "birthplace" ?	Which painting shows Vincent's chaotic state-of-mind?	What are the three parts in Vincent's painting <i>The Starry Night</i> ? 【PART 5】
300A	Theo is his brother. / He helped him sell paintings.	Hometown.	<i>The Starry Night</i> . / <i>Self-portrait with Bandaged Ear</i> .	Shining stars, the swirling sky, and a flaming tree.
400Q	What does Vincent want to show in his early painting <i>The Potato Eaters</i> ?	How are the two paintings different: <i>The Night Café & Café Terrace at Night</i> ?	Vincent stayed at a hospital. What's wrong with him?	The painting shows Vincent hurt his right ear, but in fact he cut off his left ear. Why is it different?
400A	A poor hardworking family's life.	①inside / outside ②yellow & red / yellow & blue	He had some problems with his mind.	He painted himself with the help of a mirror.

<https://www.flippity.net/qs.php?k=1Qto9FzeMxzbGuvdAXTRfDB6FqR0e6Qh831f2B3QRas8>

- (3) 競賽積分第一名獲得8分、第二名6分、第三名4分、第四名2分。

(20')

課堂參與度、
小組積分表現、

III. 【Main Task 2】 Song: Vincent	15 min.	
1. 小組任務—好想聽英樂 (Music for Vincent) (1) 發放學習單#4。 (2) 教師播放音樂，請同學將聽到的五個字詞與副歌句子排列順序寫下來。 (3) 教師發放小白板及白板筆。 (4) 請小組討論答案，將最終討論結果寫在小白板上。完成後各組將小白板交給教師，由教師統一貼在黑板上 (5) 教師播放音樂影片，一起聆聽、回顧梵谷畫作和對答案。 https://www.youtube.com/watch?v=oxHnRfhDmrk	(4')	課堂參與度、 小組競賽、 學習單完成度
2. 延伸活動—英樂交流 (English + Music) (1) 教師帶領全班討論延伸問題： ① What plants can we know Vincent painted in his art work? Circle or highlight the keywords. ② In Part 3, it says, “flaming flowers that brightly blaze.” Which painting do you think it talks about? ③ Sometimes we may feel sad. Share with us how to make yourself feel better. (2) 提供歌曲卡拉 OK 網站連結 QR code，讓學生在家自發性使用手機或電腦練唱歌曲。	(7')	學習單完成度
IV. 【Wrap-up】		
1. 回顧學習重點	5 min.	
教師透過簡報總結學習重點。		
2. 小組任務—字謎解密(Crossword Puzzle) (1) 請小組於兩分鐘內，透過任務單上的提示線索解開11道字謎。字謎皆與今日課程內容有關。 (2) 每組一張任務單，時間到由教師收上來，依據各組解開字謎的題數與正確度作為本課程總結性評量的依據。	(2')	課堂參與度、 任務單完成度
3. 作業		
(1) 學習單作業 ① 學習單#2—百萬中學堂 (Super Brain) 請學生回家再次複習百萬中學堂16道題，並將答案以書寫方式重現，完成後自行運用學習單上的 QR Code 確認正確答案。 ② 學習單#3—梵谷的時空隧道(Vincent van Gogh’s Life Timeline) 教師從今日課程的梵谷傳記中挑出重要時間點，請同學搭配講義找出各時間點梵谷發生的重大事件及畫作，簡單用關鍵字記錄在時間軸上。		學習單完成度

<p>③ 學習單#5—字謎解密 (Crossword Puzzle) 請學生課後透過學習單再次強化學習重點。</p> <p>(2) 個人檔案評量 請學生將課堂中的講義與五張學習單按照編號順序貼在筆記本上，作為學習歷程檔案及教師評量的依據。</p> <p>(3) 小組作業：星空下的亂入趣 (PhotoBomb Fun with Starry Night) 小組為單位，以梵谷的星空為背景再創作，加入喜歡的人物，呈現另一種故事情境，並用英文寫下一個描述此創作情境的英文句子。一週後課堂上進行分享。</p>	<p>檔案評量</p> <p>小組討論與報告</p>
---	----------------------------

<p>參考資料</p>	<p>1. 核心素養內涵三面九向 https://12basic.edu.tw/12about-3-1.php</p> <p>2. Bloom's Taxonomy https://www.english-efl.com/teaching/bloom-taxonomy/</p>
-------------	---



【任務一】靈光乍現

【任務一】靈光乍現

<p>實施歷程</p>	 <p>G2. This painting is dark.</p> <p>G1. There are five people eating dinner.</p>	 <p>G3. How many people are there in the room?</p> <p>G4. It's a picture with bright, warm colors.</p>
-------------	---	--

【任務一】任務卡完成貼牆上

【任務一】任務卡完成貼牆上



【學習單#1】留住靈感瞬間



【任務一】揭曉畫作名稱



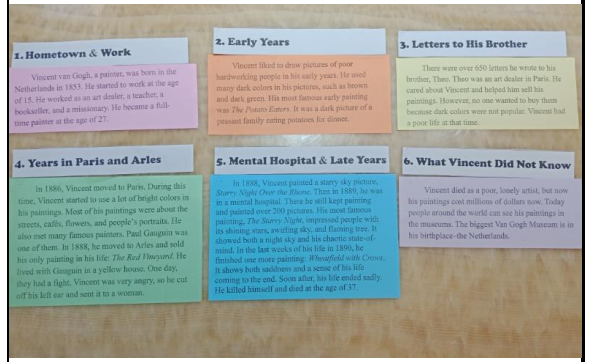
【任務二】段落標題對對碰



【任務二】段落標題對對碰



【任務二】段落標題對對碰



【任務二】段落標題對對碰




【任務三】百萬中學堂



【任務三】百萬中學堂




【任務四】好想聽英樂



【學習單#4】好想聽英樂



【Wrap-up】總結重點



【任務五】字謎解密2分鐘



【任務五】字謎解密2分鐘




【任務五】字謎解密2分鐘



【任務五】字謎解密2分鐘



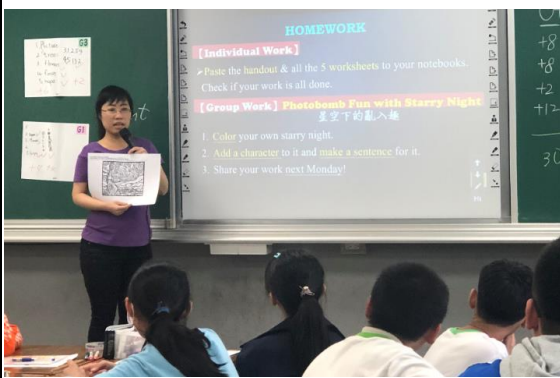
【Wrap-up】個人作業-學習單#2



【Wrap-up】個人作業-學習單#3



【Wrap-up】個人作業-學習單#5



【Wrap-up】小組作業



【Wrap-up】小組作業範例分享



【開放教室】觀課教師群

Class: 907 Name: 張詠

Worksheet #1 留住靈感瞬間 (Random Notes)
Make an English sentence with at least 4 words for each picture.

sentence 1

This picture is dark. ✓
It's a little horrible of this picture. ✓
(This picture is a little horrible.)

【學習單#1】留住靈感瞬間

Let's Explore Vincent van Gogh!

Worksheet 2: 百萬中學堂 (Super Brain)

They are the questions we had in class. Write down the answers and check them online by yourself after class.

- Where is Vincent's hometown?
The Netherlands. ✓
- When did Vincent become a full-time painter?
At 27. ✓
- Why is Theo important to Vincent?
Theo helps him sell painting. ✓
- What does Vincent want to show in his early painting *The Potato Eaters*?
Poor hardworking peasant family's life. ✓
- Vincent sold only 1 painting in his life. What is it?
The Red Vineyard. ✓
- Why did Vincent cut off his ear?
He has a fight with Ganguin. ✓
- In this reading, what word has the same meaning as "birthplace"?
Hometown. ✓
- How are the two paintings different: *The Night Café* & *Café Terrace at Night*?
inside outside ✓

【學習單#2】百萬中學堂

Worksheet #3 梵谷的時空隧道 (Vincent van Gogh's Life Timeline)

[EVENT]

- 1853 born
- 1868 15 y. Work
- 1880 27 y. Full-time painter
- 1885 32 y. Dark colors
- 1888 35 y. Moved to Paris (circle)
- 1889 36 y. Mental hospital
- 1890 37 y. Die

[PAINTING]

- "The Potato Eaters"
- "The Red Vineyard"
- "Starry Night Over the Rhône"
- "The Night Café"
- "Café Terrace at Night"
- "Sunflowers"
- "The Willow House"
- "Bedroom in Arles"
- "Self-portrait with Bandaged Ear"
- Wheatfield with Crows

【學習單#3】梵谷的時空隧道

Let's Explore Vincent van Gogh! Name: _____

Worksheet #4 好想聽英樂 Vincent / by Don McLean

[Introduction]

1. The songwriter, Don McLean, thinks Van Gogh had problems with his mind just because a woman didn't love him.
2. McLean wrote this song on a paper bag, with the painting *The Starry Night*.
3. This song talks about a lot of Vincent's paintings and shows a strong feeling for them.
4. We can always hear this song in the Van Gogh Museum.



The Starry Night, 1889.

• **Listen and complete the gaps.**

[Part #1]

Starry, starry night

Look out on a summer's day

With eyes that know the darkness in my soul

Shadows on the hills

Sketch the sketch and the daffodils

Catch the breeze and the winter chills

In colors on the snowy linen land

palette 調色盤

swirl 漩渦

shadow 陰影; 細心勾勒

sketch 素描; daffodil 水仙花

breeze 微風; chill 寒冷

lines 線條

[Part #2]

• **Order the lines: Write down the numbers (i.e. 1, 2, 3, 4, 5) according to what you listen!**

How you tried to set them free

How you suffered for your sanity

Now I understand what you tried to say to me

Perhaps they'll listen now

They would not listen, they did not know how

suffer 受苦; sanity 精神健全、清醒

perhaps 也許

[Part #3]

Starry, starry night

Flaming flaming that brightly blaze

Swirling clouds in violet haze

Reflect in Vincent's eyes of china blue

Colors changing hue

Morning fields of amber grain

Weathered weathers lined in pain

Are soothed beneath the artist's loving hand

flaming 火焰般的; blaze 燃燒、閃爍

swirling 漩渦般的; violet 紫羅蘭色的; haze 薄霧

reflect 反射

hue 顏色、色澤

field 田野; amber 琥珀色的; grain 稻穀

weathered 風霜飄散的; pain 痛苦

soothe 撫慰; beneath 在...之下

[Part #4]

For they could not love you

But still your love was true

And when no hope was left inside

On that starry, starry night

You took your life as lovers often do

But I could have told you, Vincent

This world was never meant for one as beautiful as you

[Part #5]

Starry, starry night

Portraits hung in empty halls

Frameless heads on nameless walls

With eyes that watch the world and can't forget

Like the strangers that you've met

The ragged men in ragged clothes

The silver thorn of bloody rose

Lie crushed and broken on the virgin snow

portrait 畫像; hung 懸掛; empty 空的; hall 禮堂

frameless 無框的; nameless 不知名的

stranger 陌生人

ragged 衣衫襤褸的、破爛的

silver 銀色的; thorn 刺; bloody 血淋淋的; rose 玫瑰花

crushed 壓碎; virgin 純潔的

[Part #6]

• **Order the lines: Write down the numbers (i.e. 1, 2, 3, 4, 5) according to what you listen!**

They would not listen, they're not listening still

Perhaps they never will

Now, I think I know what you tried to say to me

How you tried to set them free

How you suffered for your sanity

Perhaps they'll listen now

They would not listen, they did not know how

They would not listen, they did not know how

They would not listen, they did not know how

They would not listen, they did not know how

They would not listen, they did not know how

They would not listen, they did not know how

They would not listen, they did not know how

They would not listen, they did not know how

They would not listen, they did not know how

They would not listen, they did not know how

They would not listen, they did not know how

They would not listen, they did not know how

They would not listen, they did not know how

They would not listen, they did not know how

They would not listen, they did not know how

They would not listen, they did not know how

They would not listen, they did not know how

They would not listen, they did not know how

They would not listen, they did not know how

They would not listen, they did not know how

They would not listen, they did not know how

They would not listen, they did not know how

They would not listen, they did not know how

They would not listen, they did not know how

They would not listen, they did not know how

They would not listen, they did not know how

They would not listen, they did not know how

They would not listen, they did not know how

They would not listen, they did not know how

They would not listen, they did not know how

They would not listen, they did not know how

They would not listen, they did not know how

They would not listen, they did not know how

They would not listen, they did not know how

They would not listen, they did not know how

They would not listen, they did not know how

They would not listen, they did not know how

They would not listen, they did not know how

They would not listen, they did not know how

They would not listen, they did not know how

They would not listen, they did not know how

They would not listen, they did not know how

They would not listen, they did not know how

They would not listen, they did not know how

They would not listen, they did not know how

They would not listen, they did not know how

They would not listen, they did not know how

They would not listen, they did not know how

They would not listen, they did not know how

They would not listen, they did not know how

They would not listen, they did not know how

They would not listen, they did not know how

They would not listen, they did not know how

They would not listen, they did not know how

They would not listen, they did not know how

They would not listen, they did not know how

They would not listen, they did not know how

They would not listen, they did not know how

They would not listen, they did not know how

They would not listen, they did not know how

They would not listen, they did not know how

They would not listen, they did not know how

They would not listen, they did not know how

They would not listen, they did not know how

They would not listen, they did not know how

They would not listen, they did not know how

They would not listen, they did not know how

They would not listen, they did not know how

They would not listen, they did not know how

They would not listen, they did not know how

They would not listen, they did not know how

They would not listen, they did not know how

They would not listen, they did not know how

They would not listen, they did not know how

They would not listen, they did not know how

They would not listen, they did not know how

They would not listen, they did not know how

They would not listen, they did not know how

They would not listen, they did not know how

They would not listen, they did not know how

They would not listen, they did not know how

They would not listen, they did not know how

Sing with me!

Wanna have some fun? Scan the QR code to try its karaoke version.



【學習單#4】好想聽英樂

Worksheet #6: 字謎解密 (Crossword Puzzle)

G4

Search for Van Gogh's Secrets!

Perfect! 100%

Across: 1. Vincent's hometown. 2. He was angry and cut off his left _____. 3. Vincent wrote many _____ to his brother. 4. Vincent was in a _____ hospital in 1859. 5. Vincent used lots of this color in Paris. 6. Vincent used lots of this color in Paris. 7. He lived in a _____ house with Gauguin. 8. The only painting he sold is "The Red ____". 9. His most famous painting "The ____ Night". 10. Vincent used this color in early years.

Down: 1. Vincent's hometown. 2. He was angry and cut off his left _____. 3. Vincent wrote many _____ to his brother. 4. Vincent was in a _____ hospital in 1859. 5. Vincent used lots of this color in Paris. 6. Vincent used lots of this color in Paris. 7. He lived in a _____ house with Gauguin. 8. The only painting he sold is "The Red ____". 9. His most famous painting "The ____ Night". 10. Vincent used this color in early years.

【學習單#5】字謎解密(小組課堂)

Let's Explore Vincent van Gogh!

Group members: _____

Group work: 星空下的亂入趣 (PhotoBomb Fun with Starry Night)

1. Hold the starry night with a new life by coloring it and putting your character in it. 2. Write an English sentence below the picture to show your story.



My Vincent, look! Your love is looking you in the starry night.

【小組作業】星空下的亂入趣

Worksheet #5: 字謎解密 (Crossword Puzzle)

Search for Van Gogh's Secrets!

Across: 1. Vincent's hometown. 2. He was angry and cut off his left _____. 3. Vincent wrote many _____ to his brother. 4. Vincent was in a _____ hospital in 1859. 5. Vincent used lots of this color in Paris. 6. Vincent used lots of this color in Paris. 7. He lived in a _____ house with Gauguin. 8. The only painting he sold is "The Red ____". 9. His most famous painting "The ____ Night". 10. Vincent used this color in early years.

Down: 1. Vincent's hometown. 2. He was angry and cut off his left _____. 3. Vincent wrote many _____ to his brother. 4. Vincent was in a _____ hospital in 1859. 5. Vincent used lots of this color in Paris. 6. Vincent used lots of this color in Paris. 7. He lived in a _____ house with Gauguin. 8. The only painting he sold is "The Red ____". 9. His most famous painting "The ____ Night". 10. Vincent used this color in early years.

【學習單#5】字謎解密(個人作業)

Let's Explore Vincent van Gogh!

Group members: _____


Group work: 星空下的亂入趣 (PhotoBomb Fun with Starry Night)

1. Hold the starry night with a new life by coloring it and putting your character in it. 2. Write an English sentence below the picture to show your story.




let's draw together.


【小組作業】星空下的亂入趣



【小組作業】星空下的亂入趣



【小組作業】星空下的亂入趣



【小組作業】星空下的亂入趣

實施省思

1. 透過英語文、藝文跨領域課程連結，讓身為授課者的自己，因為充足備課而增長了專業領域以外的知識。
2. 暖身活動小組造句讓人驚喜，除了沒有文法構句錯誤外，還能反向思考造出問句。而第四組雖發生拼字小錯誤 warm 寫成 worm，卻能提點後自動修正。
3. 段落標題對對碰任務中，第四組低成就的學生因為有同儕鷹架減少無助感，甚至完成任務時與組員們一起雀躍舉手並鼓掌得分，讓人印象深刻！
4. 因課堂時間有限，無法呈現百萬中學堂所有題目。但透過學習單作業，學生能有充足時間思考所有題目，並掃描 QR Code 確認答案，建立自學的習慣。
5. 好想聽英樂任務中，第一格填字無組別答對，推測可能是下歌第四字沒能聽清楚。其他格各組幾乎都聽出來了，可惜忽略複數字尾加 s。至於副歌句子排列兩組全對，表現不錯！
6. 最後的字謎解密任務是驗收學生課堂吸收新知的情形，兩分鐘內解 11 道題實屬不易，而小組答對題數分別有 11、10、8、6 題。此任務也考驗著分工合作，不能只靠高手一人解題。
7. 學生課餘時間能聚在一起完成「星空下的亂入趣」，且多數組別捨棄現成圖而是自己畫人物圖，好用心！星空下的黑貓圖做了活動式窗戶令人驚豔！最受好評的是星空下的愛人圖，愛人的頭髮與梵谷的星空融為一體，彌補了梵谷在愛情上的缺憾！