

桃園市109學年度國民中小學教師素養導向優良教學示例獎勵計畫  
教學活動成果

單元主題	Let's Explore Vincent van Gogh!	設計者	顧吟吟
實施年級	七年級	節數	共 1 節， 45 分鐘
教學時間	110 年 4 月 19 日(一) 15:00	教學地點	領域教室

教學活動成果照片與說明



【任務一】靈光乍現

任務一為暖身活動，小組完成雀躍高舉任務卡。



【任務一】靈光乍現

教師提供小組協助，一起張貼任務卡。



G2. This painting is dark.

G1. There are five people eating dinner.

【任務一】任務卡完成貼牆上

小組造句沒有發生文法構句問題，令人驚喜！



G3. How many people are there in the room?

G4. It's a picture with bright, warm colors.

【任務一】任務卡完成貼牆上

第四組雖將 warm 拼成 worm，但提點後立即修正。



**【學習單#1】 留住靈感瞬間**

學生認真挑選喜歡的短句抄錄在學習單上。



**【任務一】 揭曉畫作名稱**

認識兩幅課本內未教過的梵谷經典畫作。



**【任務二】 段落標題對對碰**

小組競賽，運用略讀策略抓段落重點，與標題配對。



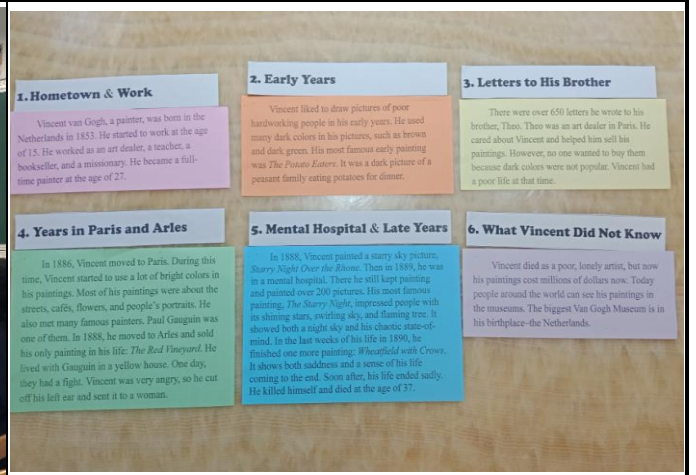
**【任務二】 段落標題對對碰**

教師確認小組任務完成度。



**【任務二】 段落標題對對碰**

同儕鷹架可降低學習焦慮感，瞧！第四組全員舉手！



**【任務二】 段落標題對對碰**

段落標題配對結果。



### 【任務三】百萬中學堂

螺旋式學習，細讀剛剛的六大段落。教師提供個別指導



### 【任務三】百萬中學堂

運用掃讀、監控、關鍵字閱讀策略，開放討論。

**Vincent van Gogh (1853-1890)**

**Hometown & Work**  
 Vincent van Gogh, a painter, was born in **1853** in **Netherland**. He started to **work** at the age of 16. He worked as an art dealer, a teacher, a book-keeper, and a missionary. He became a full-time **painter** at the age of 27.

**Early Years**  
 Vincent liked to draw pictures of poor handworking people in his **early years**. He used many **dark colors** in his pictures, such as **brown and dark blue**. His first famous early painting was **The Potato Eaters**. It was a dark picture of a **poor family eating potatoes for dinner**.

**Letters to His Brother**  
 There were over **600** letters he wrote to his **brother**. These letters were all about **his art and his life**. Vincent and his brother sold his paintings. However, no one wanted to buy them because dark colors were not popular. Vincent had a **poor life** at that time.

**Mental Hospital & Late Years**  
 In 1889, Vincent painted a scary picture, **Starry Night Over the Sea**. Then he **went to a mental hospital**. There he still kept painting and painted over 300 pictures. His most famous painting, **The Starry Night**, impressed people with its swirling stars, swirling sky, and flaring tower. It showed both a night sky and a **chaotic state-of-mind** in the last weeks of his life in 1890. He finished one more painting, **Self-portrait with Bandaged Ear**. It shows both sadness and a sense of his life coming to the end. Soon after, his life ended sadly. He killed himself and died at the age of 37.

**Years in Paris and Arles**  
 In 1868, Vincent moved to Paris. During this time, Vincent started to use a lot of **bright colors** in his paintings. Most of his paintings were about **the city, nature, and people's portraits**. He also met many famous painters. **Pablo Picasso** was one of them. In 1888, he moved to Arles and sold his only painting in his life, **Self-portrait with Bandaged Ear**. He tried with **Chopin** in **Arles**. One day, Vincent was very angry, so he cut off his **left ear** and sent it to a woman.

**What Vincent Did Not Know**  
 Vincent did not know how much his paintings are worth. Today people around the world can see his paintings in the **museums**. The biggest Van Gogh Museum is in his **hometown** in the Netherlands.

### 【任務三】百萬中學堂

學生運用監控閱讀策略，幫助自己掌握理解情形。



### 【任務三】百萬中學堂

四分鐘閱讀後正式進行小組競賽。Flippity 介面。




### 【任務三】百萬中學堂

SWIH 提問法提供學生不同層次思考及口說訓練。



### 【任務三】百萬中學堂

小組答題時，產生組內互學、全班共學的效果。




**【任務三】百萬中學堂**

依據任務積分(螢幕左欄)，評量各組學習表現。



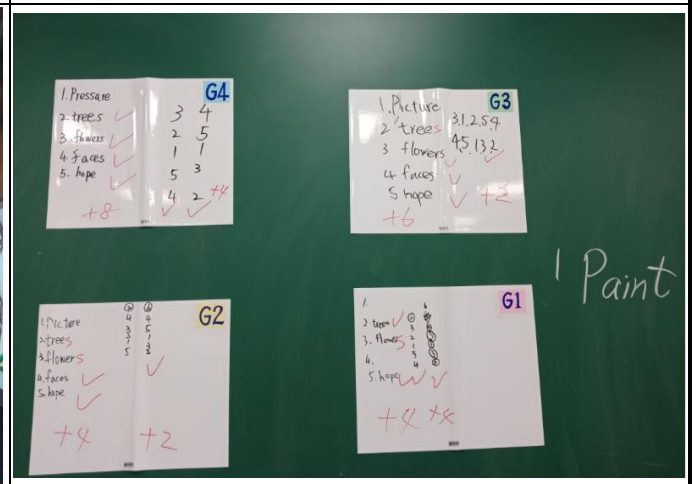
**【任務四】好想聽英樂**

提供兩種聽力練習：填字、排列副歌歌詞順序



**【任務四】好想聽英樂**

小組討論，將討論結論寫在小白板上。




**【任務四】好想聽英樂**

澄清迷思：第一格 paint、可數名詞字尾加 s。



**【任務四】好想聽英樂**

觀看 Youtube 動態字幕對答案，同時欣賞梵谷畫作。




**【學習單#4】好想聽英樂**

學習單有英樂交流三道延伸問題，全班一起討論。



**【Wrap-up】總結重點**

回想學習重點：閱讀梵谷傳記、歌曲 Vincent。



**【任務五】字謎解密2分鐘**

透過小組任務確認學生學習情形。



**【任務五】字謎解密2分鐘**

線索皆在課堂講義裡。小組努力爭取時間完成任務。




**【任務五】字謎解密2分鐘**

自發、互動、共好。




**【任務五】字謎解密2分鐘**

第三、四組竟然不到兩分鐘就解開11道謎題！




**【Wrap-up】個人作業-學習單#2**

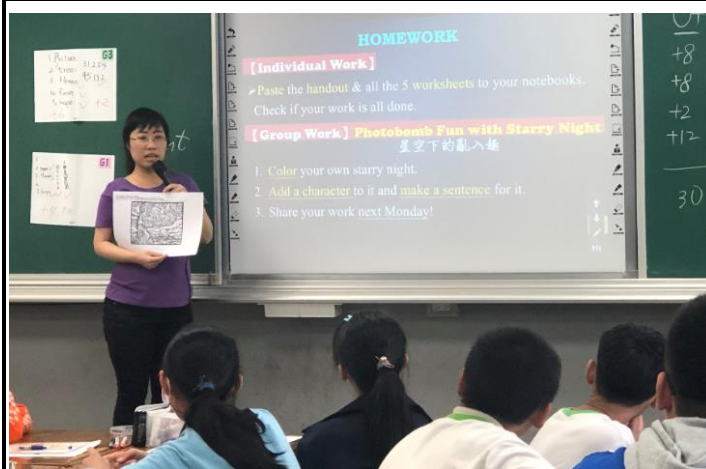
複習百萬中學堂16道題並填寫答案。



**【Wrap-up】個人作業-學習單#3**  
透過組織圖(Graphic Organizer)簡化學習內容。



**【Wrap-up】個人作業-學習單#5**  
再次強化學習重點。



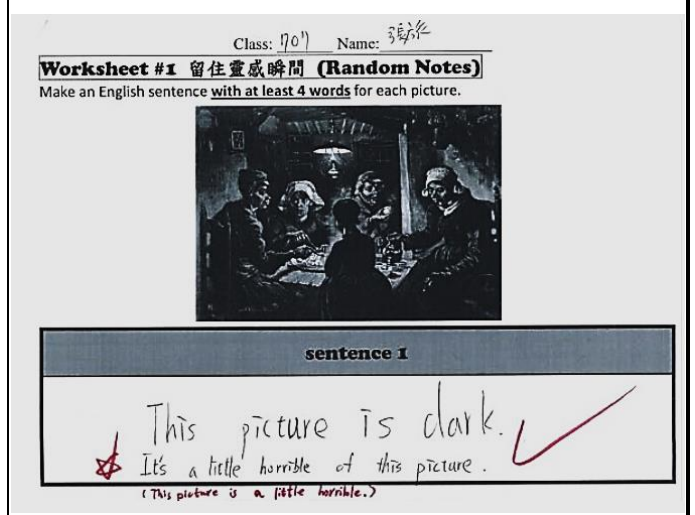
**【Wrap-up】小組作業**  
學生得以透過此項作業發揮創意及美術天份。



**【Wrap-up】小組作業範例分享**  
給予小組靈感。



**【開放教室】觀課教師群**  
公開觀課形塑教師同儕的學習共同體氛圍。



**【學習單#1】留住靈感瞬間**  
課堂完成，高成就學生可自行創意造句。

**Let's Explore Vincent van Gogh!**

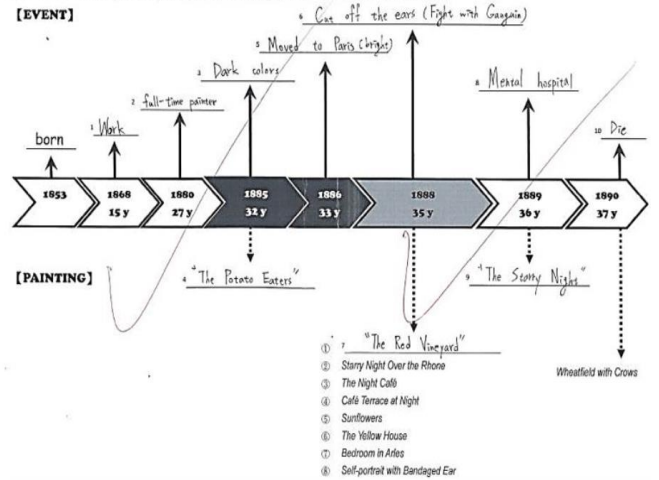
**Worksheet 2: 百萬中學堂 (Super Brain)**

They are the questions we had in class. Write down the answers and check them online by yourself after class.

- Where is Vincent's hometown?  
The Netherlands. ✓
- When did Vincent become a full-time painter?  
At 17. ✓
- Why is Theo important to Vincent?  
Theo helps him sell painting. ✓
- What does Vincent want to show in his early painting *The Potato Eaters*?  
Poor hardworking peasant family's life. ✓
- Vincent sold only 1 painting in his life. What is it?  
The Red Vineyard. ✓
- Why did Vincent cut off his ear?  
He has a fight with Ganguin. ✓
- In this reading, what word has the same meaning as "birthplace"?  
Hometown. ✓
- How are the two paintings different: *The Night Café* & *Café Terrace at Night*?  
inside outside ✓



**Worksheet #3 梵谷的時空隧道 (Vincent van Gogh's Life Timeline)**



**【學習單#2】百萬中學堂**

個人回家作業，右下角有 QR Code 可確認答案。

**【學習單#3】梵谷的時空隧道**

個人回家作業，學習將複雜訊息轉換成時間軸。

**Let's Explore Vincent van Gogh!** Name: \_\_\_\_\_

**Worksheet #4 好想聽英樂 Vincent / by Don McLean**



**Introduction**

- The songwriter, Don McLean, thinks Van Gogh had problems with his mind just because a woman didn't love him.
- McLean wrote this song on a paper bag, with the painting *The Starry Night*.
- This song talks about a lot of Vincent's paintings and shows a strong feeling for them.
- We can always hear this song in the Van Gogh Museum.



*The Starry Night*, 1889.

**Listen and complete the gaps.**

**Part #1**

Starry, starry night

17 your palette blue and gray

palette 調色盤

Look out on a summer's day

With eyes that know the darkness in my soul

soul 靈魂

Shadows on the hills

Sketch the 21 hills and the daffodils

shadow 陰影; hill 小山丘

Catch the breeze and the winter chills

sketch 素描; daffodil 水仙花

In colors on the snowy linen land

breeze 微風; chill 寒冷

linen 亞麻紙的

**Part #2**

Order the lines: Write down the numbers (i.e. 1, 2, 3, 4, 5) according to what you listen!

3 How you tried to set them free

suffer 受苦; sanity 精神健全、清醒

2 How you suffered for your sanity

1 Now I understand what you tried to say to me

perhaps 也許

5 Perhaps they'll listen now

4 They would not listen, they did not know how

**Part #3**

Starry, starry night

Flaming 18 flowers that brightly blaze

flaming 火焰般的; blaze 燃燒、閃耀

Swirling clouds in violet haze

swirling 漩渦狀的; violet 紫羅蘭色的; haze 薄霧

Reflect in Vincent's eyes of china blue

reflect 反射

Colors changing hue

hue 顏色、色澤

Morning fields of amber grain

field 田野; amber 琥珀色的; grain 稻穀

Weathered 19 cross (es) lined in pain

weathered 受盡風霜的; pain 痛苦

Are soothed beneath the artist's loving hand

soothe 撫慰; beneath 在...之下

**Part #4**

For they could not love you  
But still your love was true  
And when no 14 hope was left inside  
On that starry, starry night  
You took your life as lovers often do  
But I could have told you, Vincent  
This world was never meant for one as beautiful as you

**Part #5**

Starry, starry night

Portraits hung in empty halls

portraits 畫像; hung 懸掛; empty 空的; hall 禮堂

Frameless heads on nameless walls

frameless 無框的; nameless 不知名的

With eyes that watch the world and can't forget

Like the strangers that you've met

stranger 陌生人

The ragged men in ragged clothes

ragged 衣衫襤褸的、破爛的

The silver thorn of bloody rose

silver 銀色的; thorn 刺; bloody 血淋淋的; rose 玫瑰花

Lie crushed and broken on the virgin snow

crush 壓碎; virgin 純潔的

**Part #6**

Order the lines: Write down the numbers (i.e. 1, 2, 3, 4, 5) according to what you listen!

4 They would not listen, they're not listening still

5 Perhaps they never will

1 Now, I think I know what you tried to say to me

3 How you tried to set them free

2 How you suffered for your sanity

**English + Music 英樂交流**

1. What plants can we know Vincent painted in his art work? Circle or highlight the keywords.

2. In Part 3, it says, "flaming 18 flowers that brightly blaze." Which painting do you think it talks about? sun flowers.

3. Sometimes we may feel sad. Share with us how to make yourself feel better.  
畫素描, 用色鉛筆畫色鉛, 漸層, 有時候唱歌, 寫日記, 看書, 詩句

**Sing with me!**  
Wanna have some fun? Scan the QR code to try its karaoke version.

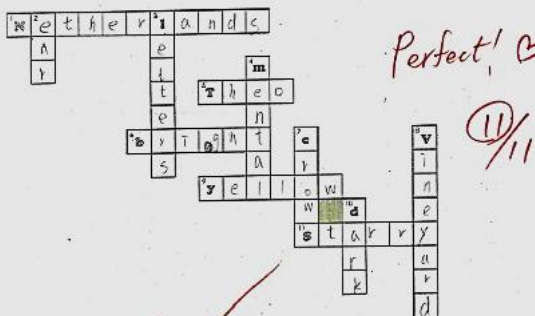
**【學習單#4】好想聽英樂**

課堂完成：填五字詞、排兩段副歌歌詞的順序。

**【學習單#4】好想聽英樂**

藉延伸問題進一步了解歌詞涵義並連結生活經驗。

Search for Van Gogh's Secrets!



Across: →

1. Vincent's hometown.
5. Vincent's brother.
8. Vincent used lots of this color in Paris.
9. He lived in a \_\_\_ house with Gauguin.
11. His most famous painting "The \_\_\_ Night"

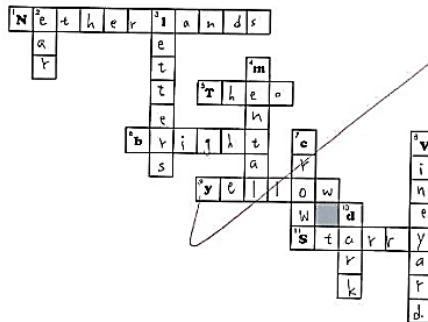
Downs: ↓

2. He was angry and cut off his left \_\_\_.
3. Vincent wrote many \_\_\_ to his brother.
4. Vincent was in a \_\_\_ hospital in 1889.
7. His last painting "Wheatfield with \_\_\_"
8. The only painting he sold is "The Red \_\_\_"
10. Vincent used this color in early years.

【學習單#5】字謎解密(小組課堂)

兩分鐘內解11道題，各組答對題數有11、10、8、6題

Search for Van Gogh's Secrets!



Across: →

1. Vincent's hometown.
5. Vincent's brother.
8. Vincent used lots of this color in Paris.
9. He lived in a \_\_\_ house with Gauguin.
11. His most famous painting "The \_\_\_ Night"

Downs: ↓

2. He was angry and cut off his left \_\_\_.
3. Vincent wrote many \_\_\_ to his brother.
4. Vincent was in a \_\_\_ hospital in 1889.
7. His last painting "Wheatfield with \_\_\_"
8. The only painting he sold is "The Red \_\_\_"
10. Vincent used this color in early years.

【學習單#5】字謎解密(個人作業)

個人回家作業，強化學習重點。

Let's Explore Vincent van Gogh!

Group members: 33, 27, 40, 41, 42

Group work: 星空下的亂入趣 (PhotoBomb Fun with Starry Night)

1. Refill the starry night with a new life by coloring it and putting one character in it. 2. Write an English sentence below the picture to show your story.



Hey Vincent, look! Your Lover is looking at you in the starry night.

【小組作業】星空下的亂入趣

Hey Vincent, look! Your Lover is looking at you in the starry night.

Let's Explore Vincent van Gogh!

Group members: 名媛, 金裝, 施尼思, 彭雪玲, 劉妙

Group work: 星空下的亂入趣 (PhotoBomb Fun with Starry Night)


1. Refill the starry night with a new life by coloring it and putting one character in it. 2. Write an English sentence below the picture to show your story.




let's draw together.

【小組作業】星空下的亂入趣

Let's draw together.



**【小組作業】** 星空下的亂入趣  
 Let's get a star from starry night!



**【小組作業】** 星空下的亂入趣  
 Super Saiyan can keep the peace for the world.



**【小組作業】** 星空下的亂入趣  
**Cat:** Welcome to Vincent van Gogh's world. Let me bring you to explore this world.