




Text To Speech

Powered by Microsoft Azure Cognitive Service



Steps (步驟):

1. Scan the QR code or google “Cool English.”
(掃描這個QR code 或是google “Cool English”)
2. Log in with your school Gmail.
(以學校的Gmail帳號登入酷英)
3. Type your script, and download the mp3 file.
(打上你的講稿, 下載mp3聽力檔)
4. Listen and practice over and over again.
(反覆聆聽練習)

登入

你可以快速登入



或是使用酷英帳號登入

* 帳號

請輸入帳號

* 密碼

請輸入密碼



記住帳號

[忘記密碼](#)

登入

[還不是會員?馬上註冊](#)


COOL ENGLISH

風城瘋酷英新

4/1 - 5/14

• 聽力認證區

• 常用英語百句
語音辨識認證區



公告



活動



直播

[公告] 112年度英聽王比賽_國小組 第一批獎狀品寄送

🕒 2023年 04月 7日(Fri) 15:04



課程搜尋

[🔍 進階搜尋](#)

搜尋結果

語音合成工具

本區提供Text to Speech (TTS)

[普高區](#)[聽力](#)

語音合成工具

本區提供Text to Speech (TTS)語音合成工具。只需簡單幾個步驟，就能輕鬆將文章轉成語音檔，作為聽力或口說練習都很好用喔！

[技高區](#)[聽力](#)

Click here twice.

(點擊兩下「語音合成工具」)

首頁 > 課程/比賽 > 課程專區 > 普高區 > 聽力 > [語音合成工具 \(普高聽力\)](#)

語音合成工具

語音合成工具

課程內容

完成進度: 0 / 1

成績


遊臺灣學英文

Scholastic
ScienceFlix

歡樂電影城

Text to Speech (TTS) 即為文字轉語音之義。使用者只要將句子或文章貼入文字框內，選擇喜歡的人聲、腔調以及說話速度，便可即時轉換成語音，還可以下載語音檔作為聽力練習或口說練習喔！

※本區為外部連結，故無法列入自主學習活動時數

 [Cool English Text to Speech 語音合成工具 \(powered by Microsoft\)](#)

輕鬆將文字轉成語音檔，聆聽文章來練習聽力，模仿跟讀來練習口說！

Click here twice.

(點擊兩下 Cool English Text to Speech 語音合成工具)

Text To Speech

Powered by Microsoft Azure Cognitive Service

Please enter your text below, and set parameters for the speech. Then, please press the "play" button to generate the speech.

請於下方欄位輸入欲轉成語音的文字，並設定語言、聲音、播放速度。然後，請按下「播放鍵」以合成語音。

Please click on the word in the text to listen to its pronunciation.

請點擊單字以聆聽單字發音。

Please enter your text here.

語言

--- 請選擇發音語言 ---

聲音

--- 請選擇播放人聲 ---

語音播放速度 (倍速): 1.00



下載語音檔

Type your script here.
(於此處打字輸入你的演講稿)



字元數: 0 / 8000

Please enter your text below, and set parameters for the speech. Then, please press the "play" button to generate the speech.

請於下方欄位輸入欲轉成語音的文字，並設定語言、聲音、播放速度。然後，請按下「播放鍵」以合成語音。

Please click on the word in the text to listen to its pronunciation.

請點擊單字以聆聽單字發音。

Dear UN officers,

We are ATS from Taiwan. We are here to help people around the world to fight hunger! Because of poverty, war, and food waste, some people do not have enough safe healthy food to eat. Our country can support the poor to get a job. We can help, too!

Let's share zero hunger with others to fight hunger!

Let's stop wasting food to fight hunger!

Let's donate food to fight hunger!

If not now, when? If not us, who? Let's fight hunger! Thank you!

--- 請選擇發音語言 ---

✓ English (United Kingdom)

English (United States)

聲音

--- 請選擇播放人聲 ---

語音播放速度 (倍速): 1.00

Choose the accent you like.
選擇發音語言 (UK/US)

字元數: 470 / 8000

Text To Speech

Powered by Microsoft Azure Cognitive Service

Please enter your text below, and set parameters for the speech. Then, please press the "play" button to generate the speech.

請於下方欄位輸入欲轉成語音的文字，並設定語言、聲音、播放速度。然後，請按下「播放鍵」以合成語音。

Please click on the word in the text to listen to its pronunciation.

請點擊單字以聆聽單字發音。

Dear UN officers,

We are ATS from Taiwan. We are here to help people around the world to fight hunger! Because of poverty, war, and food waste, some people do not have enough safe healthy food to eat. Our country can support the poor to get a job. We can help, too!

Let's share zero hunger with others to fight hunger!

Let's stop wasting food to fight hunger!

Let's donate food to fight hunger!

If not now, when? If not us, who? Let's fight hunger! Thank you!

語言

--- 請選擇播放人聲 ---

Abbi (Female)

Alfie (Male)

✓ Bella (Female)

Elliot (Male)

Ethan (Male)

Hollie (Female)

Libby (Female)

Maisie (Female)

Mia (Female)

Noah (Male)

Oliver (Male)

Olivia (Female)

Choose the voice you like (male/female).

選擇播放人聲(男/女)



Please enter your text below, and set parameters for the speech. Then, please press the "play" button to generate the speech.

請於下方欄位輸入欲轉成語音的文字，並設定語言、聲音、播放速度。然後，請按下「播放鍵」以合成語音。

Please click on the word in the text to listen to its pronunciation.

請點擊單字以聆聽單字發音。

Dear UN officers,

We are ATS from Taiwan. We are here to help people around the world to fight hunger! Because of poverty, war, and food waste, some people do not have enough safe healthy food to eat. Our country can support the poor to get a job. We can help, too!

Let's share zero hunger with others to fight hunger!

Let's stop wasting food to fight hunger!


Let's donate food to fight hunger!

If not now, when? If not us, who? Let's fight hunger! Thank you!

語言
English (United Kingdom) ▼

聲音
Bella (Female) ▼

語音播放速度 (倍速): 1.00



下載語音檔



字元數:

Play & Listen
(播放並聆聽)

Please enter your text below, and set parameters for the speech. Then, please press the "play" button to generate the speech.

請於下方欄位輸入欲轉成語音的文字，並設定語言、聲音、播放速度。然後，請按下「播放鍵」以合成語音。

Please click on the word in the text to listen to its pronunciation.

請點擊單字以聆聽單字發音。

Dear UN officers,

We are ATS from Taiwan. We are here to help people around the world to fight hunger! Because of poverty, war, and food waste, some people do not have enough safe healthy food to eat. Our country can support the poor to get a job. We can help, too!

Let's share zero hunger with others to fight hunger!

Let's stop wasting food to fight hunger!

Let's donate food to fight hunger!

If not now, when? If not us, who? Let's fight hunger! Thank you!

語言
English (United Kingdom) ▾

聲音
Bella (Female) ▾

語音播放速度 (倍速) 1.00



下載語音檔



字元數:

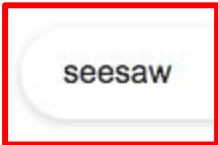
Download mp3
(下載mp3)



Listen & Practice over and over again.
(反覆聆聽練習)



Record your speech script.
(錄下你的口說講稿)



seesaw

Google & type "Seesaw."
(搜尋「Seesaw」)

 全部

 圖片

 影片

 新聞

 更多

工具

約有 18,600,000 項結果 (搜尋時間：0.30 秒)



seesaw.me

<https://app.seesaw.me> · [翻譯這個網頁](#) ⋮

Seesaw

Seesaw creates a powerful learning loop between students, teachers, and families.

<https://web.seesaw.me> · [翻譯這個網頁](#)

Seesaw | Elevate Learning in Elementary

Seesaw is the best interactive learning platform for PreK-5. Lift student learning and family engagement to new heights with multimodal learning tools, ...



seesaw



全部

圖片

影片

新聞

更多

工具

約有 18,600,000 項結果 (搜尋時間：0.30 秒)



seesaw.me

https://app.seesaw.me

Seesaw

Seesaw creates a powerful learning loop between students, teachers, and families.

https://web.seesaw.me · 翻譯這個網頁

Seesaw | Elevate Learning in Elementary

Seesaw is the best interactive learning platform for PreK-5. Lift student learning and family engagement to new heights with multimodal learning tools, ...

Click the first website.

(點擊第一個網址)



Seesaw

I'm a Teacher



I'm a Student




I'm a Family Member

I'm a Seesaw for Schools Administrator

Email

Password

[Forgot Password?](#)

[Student Sign In](#)



 Sign In with Google

 Sign In with Classroom

Seesaw for Schools

[Go](#)

 Scan Code

Log in with your school Gmail
(以學校gmail登入)

Email

Password

[Forgot Password?](#)

Student Sign In

 Sign In with Google

Or scan a QR code with Seesaw app to log in
(或以Seesaw app 掃描登入)

TEXT CODE

Go

 Scan Code

Classroom Sign In Code for 803課程(112)

1. Go to <https://app.seesaw.me> on a computer. Or install the Seesaw **Class App** on an iOS or Android device.



2. Choose "I'm a Student".



3. Scan this Classroom Code using Seesaw's built-in QR code scanner.





Speech Recording (演講錄音)

Steps:

1. Go to this website: <https://tts.cs.nthu.edu.tw/>
2. Log in Cool English with your school Google account.
3. Type your script here, and download the MP3 file.
4. Listen and practice.
5. Record your speech and upload it here.

步驟：

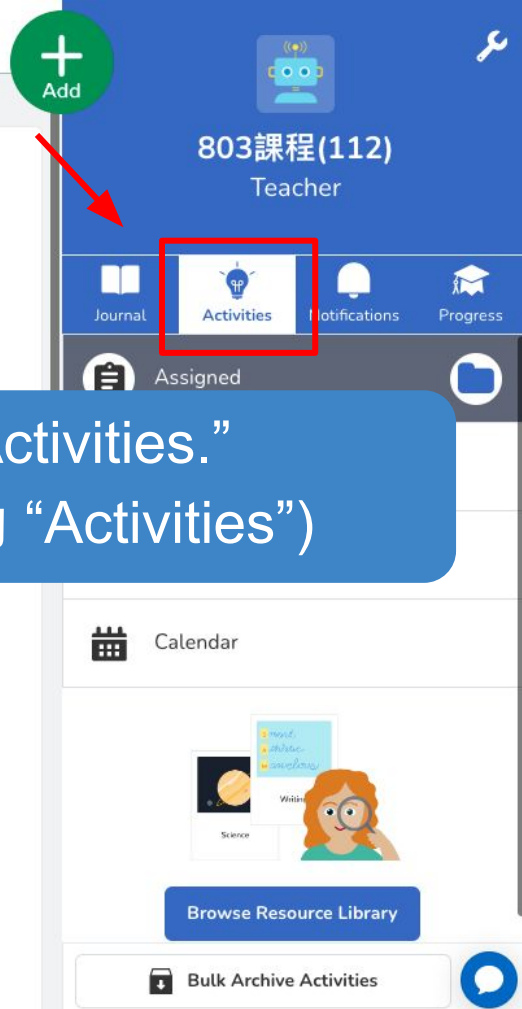
1. 請到這個網站: <https://tts.cs.nthu.edu.tw/>
2. 用學校Google帳號登入酷英 (Cool English)
3. 將你的講稿打字輸入，下載MP3聽力檔。
4. 反覆聆聽練習。
5. 錄下你的演說上傳。

The following are our speech presentation rubrics, please read through them to know how to give a good presentation:

1. Talk clearly and loudly.
2. Talk not too fast and not too slow.
3. Look at the audience often. Don't always look at your script.
4. Use body language to make your speech better and easier for others to understand.
5. Have good ideas for fighting hunger in your speech. These ideas should be doable.
6. Sound powerful and inspiring when saying your slogan for fighting hunger.

以下是我們的演講評分表，請仔細閱讀，以了解如何進行一個良好的演講：

1. 說話要清晰、響亮。
2. 說話速度不要太快也不要太慢。



803課程(112)
Teacher

Journal Activities Notifications Progress

Assigned

Calendar

Science

Browse Resource Library

Bulk Archive Activities

Click on "Activities."
(點擊課程活動 "Activities")



803課程(112)
Teacher



Journal



Activities



Notifications



Progress



Assigned



Read through the instructions.
(仔細閱讀任務說明)

Speech Recording (演講錄音)

Steps:

1. Go to this website: <https://tts.cs.nthu.edu.tw/>
2. Log in Cool English with your school Google account.
3. Type your script here, and download the MP3 file.
4. Listen and practice.
5. Record your speech and upload it here.

步驟：

1. 請到這個網站: <https://tts.cs.nthu.edu.tw/>
2. 用學校Google帳號登入酷英 (Cool English)
3. 將你的講稿打字輸入，下載MP3聽力檔。
4. 反覆聆聽練習。
5. 錄下你的演說上傳。

The following are our speech presentation rubrics, please read through them to know how to give a good presentation:

1. Talk clearly and loudly.
2. Talk not too fast and not too slow.
3. Look at the audience often. Don't always look at your script.
4. Use body language to make your speech better and easier for others to understand.
5. Have good ideas for fighting hunger in your speech. These ideas should be doable.
6. Sound powerful and inspiring when saying your slogan for fighting hunger.

以下是我們的演講評分表，請仔細閱讀，以了解如何進行一個良好的演講：

1. 說話要清晰、響亮。
2. 說話速度不要太快也不要太慢。



Calendar



Browse Resource Library



Bulk Archive Activities



presentation:

1. Talk clearly and loudly.
2. Talk not too fast and not too slow.
3. Look at the audience often. Don't always look at your script.
4. Use body language to make your speech better and easier for others to understand.
5. Have good ideas for fighting hunger in your speech. These ideas should be doable.
6. Sound powerful and inspiring when saying your slogan for fighting hunger.

以下是我們的演講評分表，請仔細閱讀，以了解如何進行一個良好的演講：

1. 說話要清晰、響亮。
2. 說話速度不要太快也不要太慢。
3. 經常看向觀眾，不要一直看著你的講稿。
4. 使用肢體語言，使你的演講更好、更容易被理解。
5. 在你的演講中提出對抗飢餓的好點子，這些點子應該是可行的。
6. 在說出對抗飢餓口號時，要聲音有力、啟發人心。

0 Responses, 0 Waiting for Approval, 0 Drafts, 30 Not Responded

+ Add Response

Assigned on Mar 31 at 13:24

Assigned to All students

Group Presentation



Role Cards

Present

1. Read your presentation.
2. Read again without your worksheet (不能拿學習單再念一次).
3. Hold your poster and practice presenting (拿著海報開始練習報告).
4. Record your presentation (錄下你的報告內容).
5. Upload it here (上傳影片).

Click on “Add Response.”
(點擊“Add Response”「課程回應」)

+
Add



803課程(112)

Teacher



Journal



Activities



Notifications



Progress



Assigned



Scheduled



Archived



Calendar

Browse Resource Library












Bulk Archive Activities



Library

Select Student

	110-0301王宇豪
	110-0302王冠喩
	110-0303池翊源
	110-0304林家呈
	110-0305朱浩睿
	110-0306洪郁淮
	110-0307袁楷堯
	110-0308陳宥凱
	110-0309楊博丞



Choose your name.
(選擇你的名字)

Choose a way to upload your recording
(任選其中一種方式上傳你的講稿錄音)


[View Instructions](#)



Photo



Drawing



Video



Upload



Note



Link




View Instructions




Photo



Drawing



Video



Upload

Upload YOUR mp3 recording.
(上傳你的講稿mp3錄音檔)



View Instructions



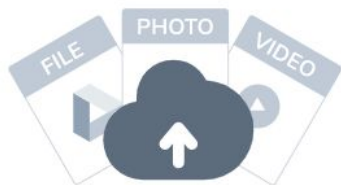
Photo



Drawing



Video



Upload

Or record a video of your speaking.


(也可以直接錄影你的口說影片)



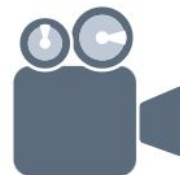
View Instructions



Photo



Drawing



Video



Upload

Or record your speaking only.

(也可以單純錄音)

Note

Link



View Instructions

Draft



1

...

T



Click on the microphone.

(點擊麥克風圖示)



Add Page

Countdown 3 seconds to record.

(倒數三秒後自動錄音)



Record your screen and voice in... 2

Start Recording



View Instructions

Draft



“Play” icon shows up when you finish.


(完成後會出現「播放」圖示)



Add Page



View Instructions

 Draft



Click here to upload your recording.

(點擊此處上傳你的錄音檔)



Add Page



Mission complete! Hurray~
(任務完成啦！耶~)