



Icebreaker

What's in Common?



Step 1 Scan and Log in

Scan the QRCode and go onto the Today's Padlet page.

Step 2 Look and Write

Look at the two pictures to check what's in common in them. Add your answer in the comment column.

Your answer:

Step 3 Think-Pair-Share



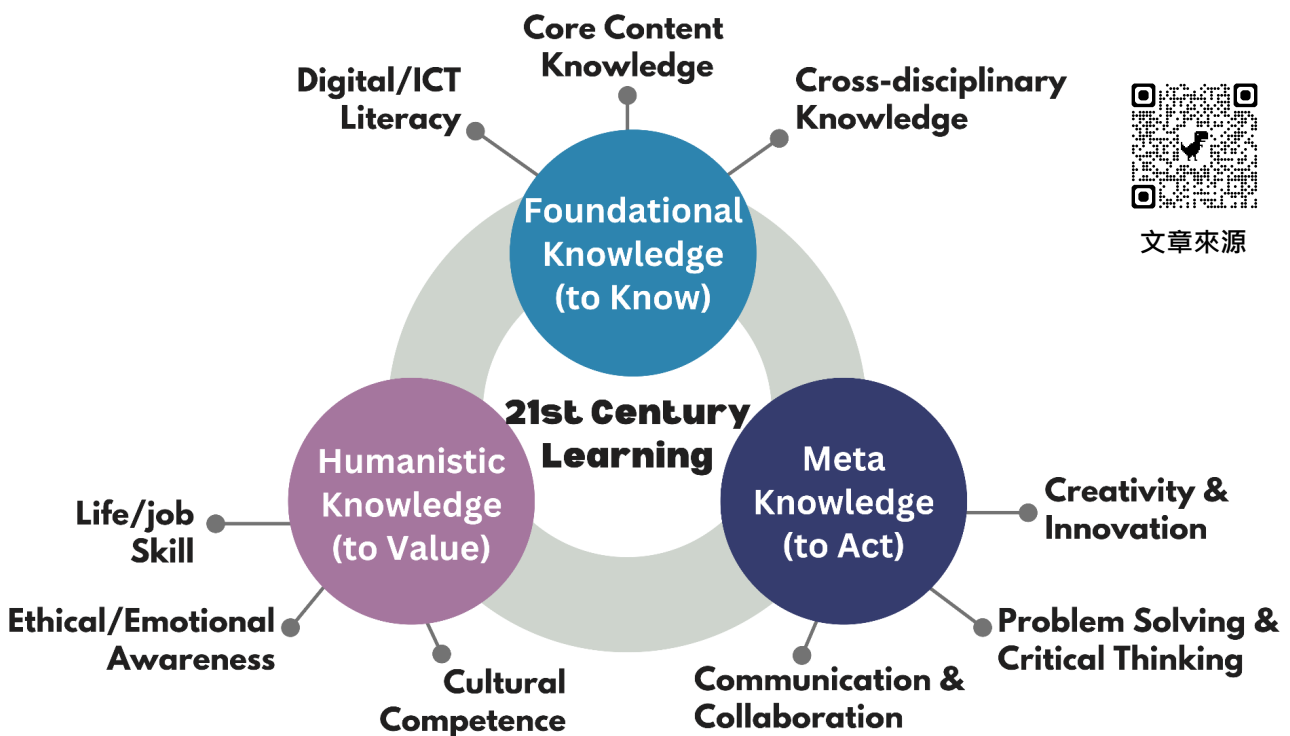
Think about the question: "Why is it important for teachers to use technology in teaching?"

Your answer:

Your partner's answer:

Step 4 Think & Choose

Look at the graph of Teacher Knowledge for 21st Century Learning, which one(s) do you think we should teach our students at school?



文章來源

From: *What Knowledge is of Most Worth: Teacher Knowledge for 21st Century Learning*

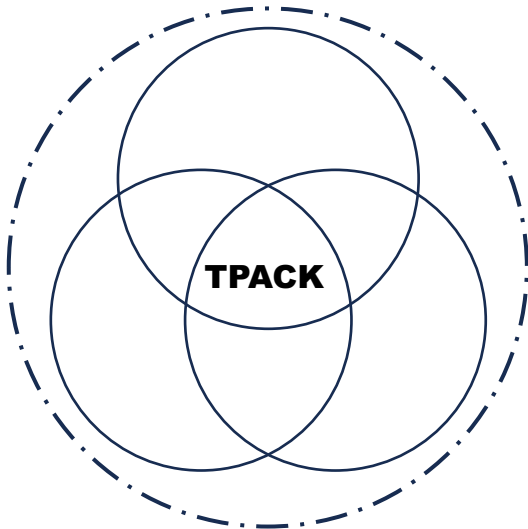
1. TPACK & English Teaching



Step 1 Think & Fill in

What do you think “TPACK stand for? Which do you think is the most important?”

參考資料



TPACK Framework

T-

P-

C-

K-

TPA-

Step 2 Think & Sequence

When planning for your lessons, what do you do first? Second? Third? Put the steps in the boxes below according to your own experience.

- 決定學習目標
- 設計學習活動
- 選擇評量方式



Backward Design Framework

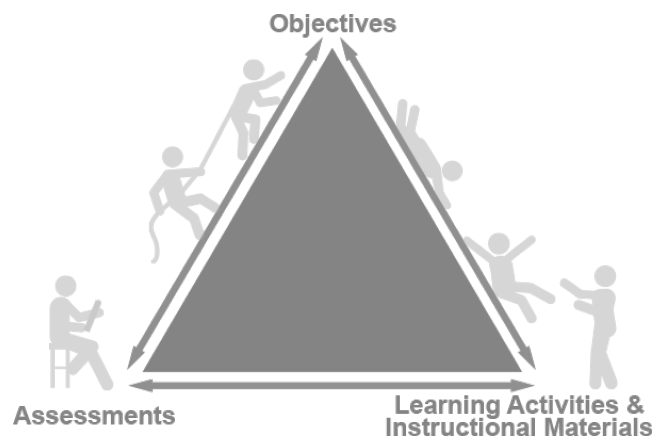
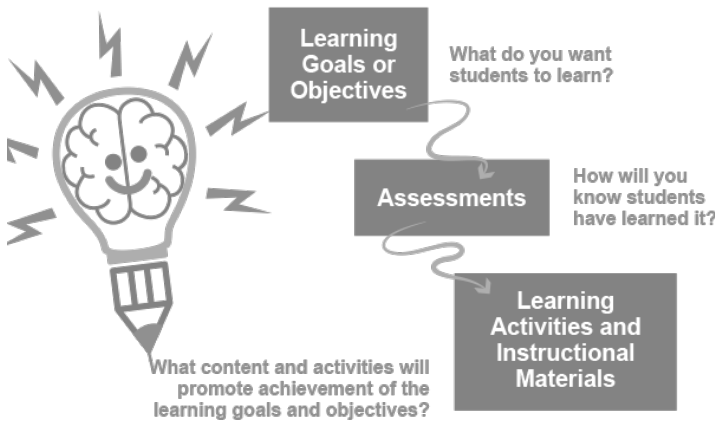



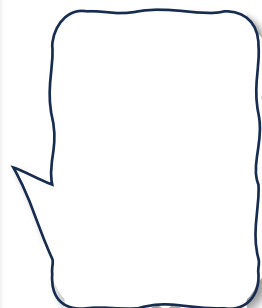
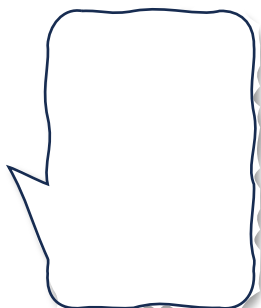


Image source: University of Illinois Chicago -Center for the Advancement of Teaching Excellence

Step 3 Observe & Guess



There are four pictures generated by AI. Look at them carefully and guess what prompt we can use to get pictures like this. (Each of the pictures means the principle of curriculum design.)



2. SAMR & Teaching



Step 1 Read & Fill in

魯本·普特杜拉博士(Dr. Ruben R. Puentedura, 2006)所提出SAMR模型：

轉 化	R edefinition	重新定義	資訊科技促使增加並創造過去無法.....的新任務
	M odification	改造	科技產物.....重新設計重要的任務
強 化	A ugmentation	改善	科技產物成為替代工具，.....提供功能性改善
	S ubstitution	替代	科技產物成為替代工具，但.....提供功能性改善

- 想想您或你觀察過的科技融入教學活動，到達哪一個層次？

.....

Step 2 To Be or Not to Be



Please read the performance task and GRASPS below and think what challenges you and your students would face if you were to finish the task?

The school is going to have a bookmark design competition. You need to make a bookmark with a quote from your favorite athlete on it. After finishing designing your bookmark, you need to have an oral presentation to introduce your bookmark in front of the class. You can see the example and use the temple to write down what to say in your presentation.

Goal	Design a bookmark with a quote from your favorite athlete and have an oral presentation to introduce it.
Role	A bookmark designer
Audience	The whole school
Situation	A bookmark design competition
Product	A bookmark & an oral presentation
Standard	1.Fluency 2.Delivery 3.Content

Your answer:

With the help of technology, will it be easier to finish the task? What can technology help your students?

Your answer:

3. What Does an EFL Teacher Do?



紅焰教學
工具備忘錄

Step 1 Think & Name it Look at the pictures below. Each of them represents the thing that an EFL teacher do at work. Think and name each of them.

Step 2 What tool do you use? Then think about what tools you use when doing these steps.

	<p>Tool</p> <input type="checkbox"/> <input type="checkbox"/> <input type="checkbox"/>
	<p>Tool</p> <input type="checkbox"/> <input type="checkbox"/> <input type="checkbox"/>
	<p>Tool</p> <input type="checkbox"/> <input type="checkbox"/> <input type="checkbox"/>
	<p>Tool</p> <input type="checkbox"/> <input type="checkbox"/> <input type="checkbox"/>

4. Use AI for Planning & Teaching



學習吧體驗
課程碼 641966

Step 1 Think-Pair-Share


Being an EFL teacher, what do you usually do with AI to help you with your work?

Your answer:

Step 2 Read the examples

Read the following examples, and think about how you can apply AI to your work?

🌟 Example 1 – Creating a summary from the dialogue

 **Writing a Summary** A summary (摘要) is a short version (版本) of a story or reading. It tells the main points (重點) without all the details (細節). It gives us a quick idea of the story or reading.


➔ **Write a Summary from the Dialogue** Read the dialogue again. Work with your group and finish the summary together. Use the information in “**Note-taking**” and in the **dialogue**.

Bella calls Scott. She asks (a) Scott says he is sick (b)
so he stayed home. Bella asks if he went to a doctor, but Scott says no. He (c)
In his country, people (d) for small problems, like a cold. Scott still feels bad,
and (e) Bella wants to help, and Scott wants her to (f)
to help his sore throat. Bella thinks it's funny but agrees to bring it.

Fill (a) ~ (b) in with the answers: why he didn't go to work with a cold and fever

Work with your team and think about the answers in (c)~(f).

🌟 Example 2 – Creating a passage for extension reading activities

 **Compare (比較) & Contrast (對比)** When we talk about two or more things, we often share the similarities (相似處) or differences (差異處) between them. We use some words to show if the ideas tell us about the same or different things. Here are some examples.

- **Example 1** ⇒ Scott and I both rested at home last week. **Similarity** **Difference**
- **Example 2** ⇒ I went to the doctor, but Scott didn't. **Similarity** **Difference**

➔ **Find out similarities and differences.** Mark **S** for similarity, and **D** for Difference.

Robert's School in South Africa and in Taiwan

Robert is from South Africa. His old school is very different from his new school in Taiwan. For example, Robert's old school is in the mountains, but his new school is in a busy city. Also, his school in South Africa doesn't have a gate, but his school in Taiwan has a big one.

In South Africa, Robert's school has a big library with many storybooks. In the same way, the new school in Taiwan also has a library. However, Robert's old school has a big sports field with many ball games. On the other hand, his new school has a great basketball court.

There are only four teachers and thirty students in Robert's old school, but his new school has many more teachers and students. Robert's old school is small and friendly, while his new school is much bigger.

In Robert's old school, there are not many tests. Students go there to have fun and play games. However, in his new school in Taiwan, there are more tests, and students study hard for good grades.

Robert likes both of his schools. Although (雖然) his old school in South Africa is fun and free, he enjoys learning new things at his new school in Taiwan, like playing basketball.

Example 3 –Creating a dialogue with the vocabulary from the reading



Creating a Dialogue Bella and Scott both got sick last week. They are now at school talking about their ways to treat their cold. Try to put the words in the right places. **Textbook P.26**

<input type="checkbox"/> as	<input type="checkbox"/> body	<input type="checkbox"/> sick	<input type="checkbox"/> treat	<input type="checkbox"/> put on	<input type="checkbox"/> healthy	<input type="checkbox"/> medicine
<input type="checkbox"/> try	<input type="checkbox"/> coat	<input type="checkbox"/> heavy	<input type="checkbox"/> as for	<input type="checkbox"/> clothes	<input type="checkbox"/> however	<input type="checkbox"/> keep / kept

(At School)

Bella: Scott, we were both **1.**..... last week. I had a cold and a fever.

Scott: Yes, me too. How did you treat your cold?

Bella: I went to the doctor. She gave me **2.**..... I stayed home all weekend and **3.**..... a heavy **4.**....., even when it was hot. I didn't drink any cold drinks, just warm water.

Scott: Wow, I didn't go to the doctor or take any medicine. I stayed home too, but I did things differently.

Bella: Really? What did you do?

Scott: I **5.**..... my body cool. I didn't put on **6.**..... clothes. I just wore light **7.**..... and I didn't drink warm water. I ate some ice cream for my sore throat.

Bella: Ice cream? That's so different from what I did! I didn't drink or eat anything cold. The doctor told me to stay warm.

Scott: In my country, people don't always see a doctor for a cold. We only do that for bigger problems. We **8.**..... colds at home.

Bella: I see. So, you didn't need medicine?

Scott: No, I didn't. I drank water and slept a lot. I didn't want to wear a heavy coat. I like to keep my **9.**..... cool when I am sick.

Bella: That's very interesting. I always put on warm clothes when I feel sick. Even if it's hot, I **10.**..... to stay warm to feel better.

Scott: Well, we are both as healthy **11.**..... a fish now, so I think our ways worked.

Bella: Yes, I feel great now. **12.**..... next time, maybe I will try your "cool ways." Eating ice cream sounds fun!

Scott: Yes, it helps my throat feel better. You should try it.

Bella: Maybe I will! **13.**....., I still think I'll wear my heavy coat. I like to stay warm when I'm sick.

Scott: That's okay. Everyone has their own way to get better.

Bella: Yes, you are right. We both have our ways to treat a cold, but the most important thing is that we are **14.**..... now.