


# My Art Journal



Name Yvonne


Creative idea (Describe with text):

~~Diagonal, because the people looks like he's moving~~  
 I think I used balanced as my poster, and in layout 2 I used diagonal to design in it makes the person from small to larger, let the person looks like he's moving, And the colors I used is black and white, I used those colors because I think those colors are cool and skateboarding is a cool sport.

## layout #1

### Group 02


- Quick Challenge 1: Content - Alignment
- Member's name: Yvonne



## layout #2



## layout #3




How to fix the problem you're facing?

The problem I face when I'm doing my poster is I can't find a suitable font, then I try every font in my computer, so I found on the right font.

### Your Reflection:

1. What principles did you learn from the class?
2. What kinds of composition methods did you learn from the class?
3. How did you use these principles in the editorial design?
4. How did you arrange the color scheme in your work?
5. How did you emphasize the theme in your work?

# My Art Journal



Name Aleka

Creative idea (Describe with text):

## layout #1

### Group 02

- Quick Challenge 1: Align Left, Align Bottom, Repetition
- Member's name: Aleka, Lisa




layout #1: We wanted a funky and wild kind of poster, so we did things like repeating picture of people's faces. layout #2: Using the circular method with people's faces, creating a cool effect. layout #3: Circle method, with different colors in the circle and outside of it. Notes the poster pop out. The goal with all three of

## layout #3

the posters is to attract people, making it fun and unique.

Group 2

## layout #2



#3. We had a problem with choosing the two colors to match the vibe. We fixed it by trying and trying until we liked it.



### Your Reflection:

1. What principles did you learn from the class?
2. What kinds of composition methods did you learn from the class?
3. How did you use these principles in the editorial design?
4. How did you arrange the color scheme in your work?
5. How did you emphasize the theme in your work?

# My Art Journal

Class	114
Name	Carlyn

Creative idea (Describe with text):

In this picture we recognize as the way of gradient. From big to small, becoming the focus of the picture. We also put the words in align way to make it looks rich but not losing the focus.

## layout #1

### Group 01

• Quick Challenge 1: Contrast, Align Right, Proximity

• Member's name: Ryan, Carlyn, Levi

Grid for BREEZE: balance of color, contrast on the overall aspect, and the products are not overlaid with too



We also used the stacking method to make the picture look layered.

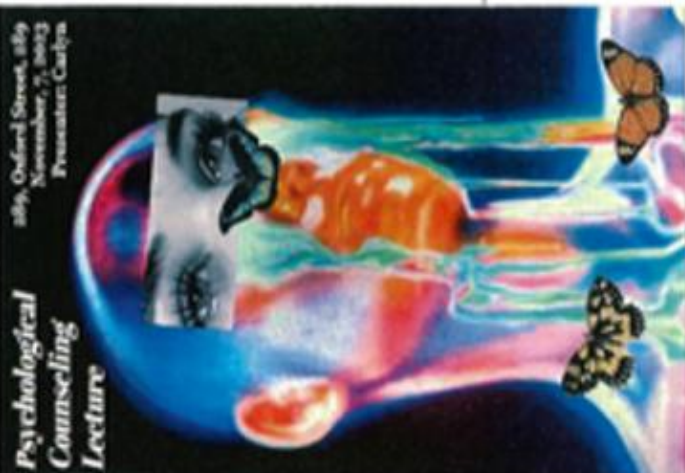
Group 1

layout #2

## layout #3



We used Diagonal principles to show the focus of this picture. The color of the words also have the gradient.




### Your Reflection:

1. What principles did you learn from the class?
2. What kinds of composition methods did you learn from the class?
3. How did you use these principles in the editorial design?
4. How did you arrange the color scheme in your work?
5. How did you emphasize the theme in your work?

I used the principles of "Rules of third" the color of the background is black. So it shows the main point in the center, the words are also in align, so the whole picture is full of color, but isn't too messy.

# My Art Journal



Name

Piper

Creative idea (Describe with text):

This advertisement is to advertise New Jeans. I used the golden triangle composition method ~~the~~ and used the lines to show important information that I wanted to ~~convey~~ convey. I emphasized the theme by using a darker colour as the background and a lighter

off colours to make it 'pop'. These colours actually represent the members' colour.

Group 2

layout #2

layout #3

## Group 02

- Quick Challenge 1: Align Left, Align bottom, Repetition
- Member's name: Josh, Ben, Piper




Problem: can't find the right composition method.

Ask teacher for advice, try out all of the methods we have learnt.

## Your Reflection:

1. What principles did you learn from the class?
2. What kinds of composition methods did you learn from the class?
3. How did you use these principles in the editorial design?
4. How did you arrange the color scheme in your work?
5. How did you emphasize the theme in your work?

# My Art Journal



Name Evelyn

Creative idea (Describe with text):

My theme is "french fries", <sup>and</sup> I want my poster looks more like American style, so I use some dark red, yellow, not only make it looks like American style, but also corresponds to the color of french fries and background.

## layout #1

Group #2


- Quick Challenge #1 Layout #1
- Member's name: Evelyn



## layout #2



## layout #3 POPCORN DAY




How to fix the problem you're facing?

The problem we encountered at the beginning was how to choose the background, but later we decided to use this background to give the popcorn a springy feeling.

### Your Reflection:

1. What principles did you learn from the class? Balanced, Repetition.
2. What kinds of composition methods did you learn from the class? Compound, Curve
3. How did you use these principles in the editorial design?
4. How did you arrange the color scheme in your work?
5. How did you emphasize the theme in your work?

# My Art Journal



Name Alvin

Creative idea (Describe with text):

I use circular in my poster, and because I am making the poster for Cyberpunk - Edgerunner so I use the moon picture and some cool words. I hope this poster show some future style.

## layout #1

(Paste your poster image here)

### Group 03


- Quick Challenge 1: Hand-drawn
- Member's name: Alvin, Mar, Chang




## layout #3

Group 3

## layout #2



poster, but I found out that is so hard to make a poster about night with white




### Your Reflection

1. What principles
2. What kinds of
3. How did you use
4. How did you arrange the color scheme in your work?
5. How did you emphasize the theme in your work?

balance.  
 compared, circle  
 on the class? golden triangle.  
 sign? I use circle most, and make a lot of compared topic, and fashion.  
 I will use the color base on the topic, and fashion.  
 make the topic clear with the powerful words.

# My Art Journal



Name Eason

Creative idea (Describe with text):

I use the 4 pilot in BIA to create a poster.  
Balanced. Golden Triangle, repetition. Use the name of  
4 pilot to separate their pictures and the line is consistency  
of repeated names. The background is the logo of the  
animation, and on the top of the poster  
has organization name  
in animation.

## layout #1


Group 01

Quick Challenge 1: 2.2.2  
Member's name: \_\_\_\_\_

## Breathe



## layout #3



## layout #2




I spent long time to find  
the background that I want,  
and the size of the pilot's picture  
are too big to put inside the  
poster.

from the class?

2. What kinds of composition methods did you learn from the class? Golden Triangle
3. How did you use these principles in the editorial design? balanced
4. How did you arrange the color scheme in your work? Use the anime's logo as a background.
5. How did you emphasize the theme in your work? Put the four images in the different angle

# My Art Journal



Name Henry

Creative idea (Describe with text):

In my work, I use a design principle and a composition method. It's Rational and Balanced as we can see that in my work the elements are arranged around a central point, and some of them are the same. I cut the iPhone into four quarters, and deleted half of it. back,

Group 08


• Quick Challenge 1: iPhone 14 Pro Max  
• Member's name: Henry - Alan - Chang




Group 3

## layout #3

Did Someone say Popcorn?



The biggest problem was our background, we took lots of time on discussing that stuff. Last, we decided to use the color that from



## layout #2

Your Reflection:

1. What principles did you learn from the class?
2. What kinds of composition methods did you learn from the class?
3. How did you use these principles in the editorial design?
4. How did you arrange the color scheme in your work?
5. How did you emphasize the theme in your work?